

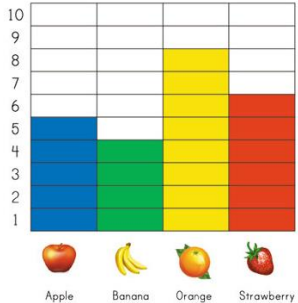








## Raymond Terrace Public School Kindergarten Unit of Work (2 weeks)

### Week 1

	Monday	Tuesday	Wednesday	Thursday	Friday
Task	Can you help hang the clothes out to dry?	Can you get dressed by yourself?	Can you tidy up your room?	Can you help with preparing food today?	Did you make your bed today?
Morning	<p><b>English</b> Sing <i>Jack and Jill</i> to a family member. Can you make up some actions?</p> <p><u>First Name Writing</u> Practise writing your name on a piece of paper. Remember to start with a capital letter. Ask a family member to write it out for you first if you need help.</p> <p><u>Reading</u> Read a book you have at home to a family member or have them read it to you.</p>	<p><b>English</b> Sing <i>Old MacDonald Had a Farm</i> to a family member. Can you think of some animals that don't live on a farm?</p> <p><u>First Name Writing</u> Practise writing your name on a piece of paper. Remember to start with a capital letter. Ask a family member to write it out for you first if you need help.</p> <p><u>Reading</u> Read a book you have at home to a family member or have them read it to you.</p>	<p><b>English</b> Sing <i>Baa Baa Black Sheep</i> to a family member. Can you hear the rhyming words?</p> <p><u>First Name Writing</u> Practise writing your name on a piece of paper. Remember to start with a capital letter. Ask a family member to write it out for you first if you need help.</p> <p><u>Reading</u> Read a book you have at home to a family member or have them read it to you.</p>	<p><b>English</b> Sing <i>Heads Shoulders Knees and Toes</i> to a family member. Sing it again and skip a body part.</p> <p><u>First Name Writing</u> Practise writing your name on a piece of paper. Remember to start with a capital letter. Ask a family member to write it out for you first if you need help.</p> <p><u>Reading</u> Read a book you have at home to a family member or have them read it to you.</p>	<p><b>English</b> Sing <i>Hickory Dickory Dock</i> to a family member. Stand up and sing it with actions.</p> <p><u>First Name Writing</u> Practise writing your name on a piece of paper. Remember to start with a capital letter. Ask a family member to write it out for you first if you need help.</p> <p><u>Reading</u> Read a book you have at home to a family member or have them read it to you.</p>

	<p><u>Word Work</u> We have been learning the word <b>go</b> this term. Look in the book you read today and see if you can find the word <b>go</b>.</p> <p>You can practise this word in lots of different ways. Choose a word game from the activity list in your resource pack.</p> <p>You may wish to listen to a story online at Storyline Online: <a href="https://storylineonline.net/">https://storylineonline.net/</a></p>	<p><u>Word Work</u> We have been learning the word <b>no</b> this term. Look in the book you read today and see if you can find the word <b>no</b>.</p> <p>You can practise this word in lots of different ways. Choose a word game from the activity list in your resource pack.</p> <p>You may wish to listen to a story online at Storyline Online: <a href="https://storylineonline.net/">https://storylineonline.net/</a></p>	<p><u>Word Work</u> We have been learning the word <b>so</b> this term. Look in the book you read today and see if you can find the word <b>so</b>.</p> <p>You can practise this word in lots of different ways. Choose a word game from the activity list in your resource pack.</p> <p>You may wish to listen to a story online at Storyline Online: <a href="https://storylineonline.net/">https://storylineonline.net/</a></p>	<p><u>Word Work</u> We have been learning the word <b>she</b> this term. Look in the book you read today and see if you can find the word <b>she</b>.</p> <p>You can practise this word in lots of different ways. Choose a word game from the activity list in your resource pack.</p> <p>You may wish to listen to a story online at Storyline Online: <a href="https://storylineonline.net/">https://storylineonline.net/</a></p>	<p><u>Word Work</u> We have been learning the word <b>he</b> this term. Look in the book you read today and see if you can find the word <b>he</b>.</p> <p>You can practise this word in lots of different ways. Choose a word game from the activity list in your resource pack.</p> <p>You may wish to listen to a story online at Storyline Online: <a href="https://storylineonline.net/">https://storylineonline.net/</a></p>
<b>Fruit Break</b>					
	<p>Listen to <i>The Very Hungry Bear</i> or choose a story from home. <a href="https://www.youtube.com/watch?v=SmiKCD5B48Y&amp;t=35s">https://www.youtube.com/watch?v=SmiKCD5B48Y&amp;t=35s</a></p>	<p>Listen to <i>The Very Hungry Bear</i> again or choose a story from home. <a href="https://www.youtube.com/watch?v=SmiKCD5B48Y&amp;t=35s">https://www.youtube.com/watch?v=SmiKCD5B48Y&amp;t=35s</a></p>	<p>Listen to <i>The Very Hungry Bear</i> again or choose a story from home. <a href="https://www.youtube.com/watch?v=SmiKCD5B48Y&amp;t=35s">https://www.youtube.com/watch?v=SmiKCD5B48Y&amp;t=35s</a></p>	<p>Listen to <i>The Gruffalo</i> or choose a story from home. <a href="https://www.youtube.com/watch?v=X_EM-iZNguo">https://www.youtube.com/watch?v=X_EM-iZNguo</a></p>	<p>Listen to <i>The Gruffalo</i> again or choose a story from home. <a href="https://www.youtube.com/watch?v=X_EM-iZNguo">https://www.youtube.com/watch?v=X_EM-iZNguo</a></p>

<p><b>Middle</b></p>	<p>In the story, each animal had their perfect house. Imagine your perfect house. What would you need? What would you like it to look like? Draw a picture of your perfect house. Write a story and label your house.</p> <p>In the story, Mole lived <b>u</b>nderground. Can you say <b>u</b>nder slowly? Write the letter <b>u</b> on a piece of paper. What sound does it make? It is tricky, the sound is <b>u</b> like <b>u</b>nder. Can you think of other words that start the same way? Add some words or pictures to make a chart for the <b>u</b> sound.</p>	<p>In the story, the polar bear shared his fish with the brown bear. Can you think of a time when you shared something with a friend or family member? How did it help them? How did it make you feel? Draw a picture to show you sharing with someone. Write a story about the time you shared.</p> <p>The story you read today was called <i>The Very Hungry Bear</i>. Can you say the word very slowly? Does it tickle your bottom lip? Write the letter <b>v</b> on a piece of paper and draw some things that start with the <b>v</b> sound.</p>	<p>If we look carefully at the pages of this story we can see something happens to the polar bear's iceberg. It keeps getting smaller. It needs to be kept cold, so the perfect place for it is in the snow where it belongs. Would it be good for the polar bear if his home was too hot? Think about how we could look after the place where the polar bear lives. Draw a picture and write a message about how you could take care of the area that the polar bear lives in.</p>	<p>In the story, the Gruffalo is described as having lots of scary features such as sharp claws, a terrible jaw, a poisonous wart on his nose and purple spikes on his back. Can you draw a picture of the Gruffalo and label his scary features? You might want to ask a family member to help you label your picture.</p> <p>You read a story and drew a picture about <i>The Gruffalo</i>. Think about the terrible <b>j</b>aw. Write the letter <b>j</b> on a piece of paper. Draw pictures of other things that start with the same sound.</p>	<p>The little mouse used his imagination to create the Gruffalo. He wanted the Gruffalo to scare off the other animals. Use your imagination to create your own creature just like the mouse did. Think about what your creature will look and sound like. How will the creature help you if you are feeling scared? Draw a picture of your creature. Write a story to match your picture.</p> <p>Go back to the letter and sound pictures you made this week. Can you think of other pictures or words you could add to your <b>u</b>, <b>v</b> or <b>j</b> sound charts?</p>
<p><b>Recess</b></p>					

<p><b>Afternoon</b></p>	<p><b>Mathematics</b> <u>Number Talk</u></p>  <p>What do you notice in this graph? What do you think this graph is about? Which column has the most? Which column has the least?</p> <p>Using items around your house such as pegs, blocks, textas, fruit etc, make a graph of the items. You can arrange the items by colour, size, how much you like them etc.</p>	<p><b>Mathematics</b> <u>Number Talk</u></p>  <p>What do you notice about the fish? What is the same? What is different?</p> <p>Brown Bear and Polar Bear were sharing fish. They need your help to share them equally. If they had 8 fish can they share them equally? What if Mole came along and wanted some fish too, can you share them equally now? Draw a picture to show your thinking.</p>	<p><b>Mathematics</b> <u>Number Talk</u></p>  <p>Mrs Wales looked out the window and saw 10 legs. What might she have seen? Draw a picture to help you.</p> <p>Mrs Wiffen wants to write a note to Miss Arnott and Miss Mahommed. She has a lot to say. Which piece of paper should she use to write the note? Why?</p>  <p>Explain your answer to a family member.</p>	<p><b>Mathematics</b> <u>Number Talk</u></p>  <p>How many lizards are missing? How do you know?</p> <p>Play the race to 10 game with a family member.</p> <ol style="list-style-type: none"> <li>Find a dice at home. You can use the interactive dice here: <a href="https://www.online-stopwatch.com/chance-games/roll-a-dice/">https://www.online-stopwatch.com/chance-games/roll-a-dice/</a></li> </ol>  <ol style="list-style-type: none"> <li>Roll the dice and start building a tower with the number you roll on the dice.</li> <li>Build a tower using blocks, Lego or something else you have at home.</li> </ol>  <p>The first person to make a tower of 10 /15/20 wins.</p>	<p><b>Mathematics</b> <u>Number Talk</u></p>  <p>Tell a family member what you see. How do you know? Remember to look for patterns or chunks. You don't always have to count each dot.</p>  <p>Put them in order from shortest to tallest. Check and ask a family member if they agree. Draw your creatures to show how tall they are.</p>
-------------------------	---	--	--	--	--

	<p><b>Geography</b>          Today you listened to the story <i>The Very Hungry Bear</i>. Think of all the places the white bear tried to live. Not all places suit everyone and the white bear had to look for a place that was special for him. Think about your favourite place at school. Is it the classroom? Playground? Library? Tell a family member why this is your favourite place. Draw a picture of your favourite place.</p>	<p><b>PDHPE</b>          Today you listened to the story <i>The Very Hungry Bear</i>. In the story we see the bears walk on two feet like humans do. Bears can also walk on all four feet. They walk on all four feet to be more stable. Lets see what people can do to be stable while standing. We are going to practise holding different body positions to find out which is more stable:</p> <ul style="list-style-type: none"> <li>- stand with your feet together.</li> <li>- stand with your feet wide apart</li> <li>- stand on both feet</li> <li>- stand on one foot</li> <li>- stand with two feet and bend your knees</li> <li>- Tell a family member which position felt the most stable. Why do you think that was the most stable position?</li> </ul>	<p><b>Science</b>          We have been listening to the story <i>The Very Hungry Bear</i>. If we take care of our environment this helps animals all over the world. You may choose to watch this story to help understand why we need to take care of our environment <a href="https://www.youtube.com/embed/fKWQuU0sHPw">https://www.youtube.com/embed/fKWQuU0sHPw</a>          Think about things you can do at home to help the environment. Do you recycle? Are you careful not to waste water? Draw a picture to show some different ways you can help take care of the environment.</p>	<p><b>Creative Arts Music</b>          In the morning you sang <i>Heads, Shoulders Knees and Toes</i>. Practise singing this song to a family member. Change the tempo (speed) of the song by singing it faster or slower. What happens to the tempo (speed) of the music? Does this change the meaning of the song? Sing the song again but this time with different dynamics (loud or soft). How does it make you feel when you sing it loud and soft?</p>	<p><b>PDHPE</b>          Today you read the story <i>The Gruffalo</i>. In the story, the mouse created the Gruffalo because he was feeling scared and worried. Think about a time when you were feeling scared, nervous or worried like the mouse. What did you do to make you feel better? Did it work? Ask a family member what you can do if you're feeling scared, nervous or worried.</p>
--	--	--	---	--	--

End of Day








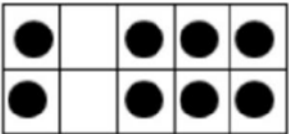

Week 2

	Monday	Tuesday	Wednesday	Thursday	Friday
Task	Can you help clean the kitchen after lunch?	Tidy your room. Count how many toys you need to put away.	Search your house to find items that start with the same letter as your name. How many can you find?	How many friends can you name in your class?	Can you help write a shopping list?
Morning	<p><b>English</b> Sing <i>Row Row Row your Boat</i> to a family member. Remember to do the actions. Can you hear the two words that rhyme?</p> <p><u>Name Writing</u> Practise writing your first name on a piece of paper. If you can, try learning to write your last name. Remember to start with a capital letter. Ask a family member to write it out for you first if you need help.</p> <p><u>Reading</u> Read a book you have at home to a family member.</p>	<p><b>English</b> Sing <i>Baa Baa Black sheep</i> to a family member. Can you hear the rhyming words?</p> <p><u>Name Writing</u> Practise writing your first name on a piece of paper. If you can, try learning to write your last name. Remember to start with a capital letter. Ask a family member to write it out for you first if you need help.</p> <p><u>Reading</u> Read a book you have at home to a family member.</p>	<p><b>English</b> Sing <i>Jack and Jill</i> to a family member. Can you act it out?</p> <p><u>Name Writing</u> Practise writing your first name on a piece of paper. If you can, try learning to write your last name. Remember to start with a capital letter. Ask a family member to write it out for you first if you need help.</p> <p><u>Reading</u> Read a book you have at home to a family member.</p>	<p><b>English</b> Sing <i>Hey Diddle Diddle</i> to a family member. Can you hear the rhyming words?</p> <p><u>Name Writing</u> Practise writing your first name on a piece of paper. If you can, try learning to write your last name. Remember to start with a capital letter. Ask a family member to write it out for you first if you need help.</p> <p><u>Reading</u> Read a book you have at home to a family member.</p>	<p><b>English</b> Sing <i>Incy Wincy Spider</i> to a family member. Remember to do the actions.</p> <p><u>Name Writing</u> Practise writing your first name on a piece of paper. If you can, try learning to write your last name. Remember to start with a capital letter. Ask a family member to write it out for you first if you need help.</p> <p><u>Reading</u> Read a book you have at home to a family member.</p>

	<p><u>Word Work</u> We have been learning the word <b>by</b> this term. Look in the book you read today and see if you can find the word <b>by</b>.</p> <p>You can practise this word in lots of different ways. Choose a word game from the activity list in your resource pack.</p> <p>You may wish to listen to a story online at Storyline Online: <a href="https://storylineonline.net/">https://storylineonline.net/</a></p>	<p><u>Word Work</u> We have been learning the word <b>some</b> this term. Look in the book you read today and see if you can find the word <b>some</b>.</p> <p>You can practise this word in lots of different ways. Choose a word game from the activity list in your resource pack.</p> <p>You may wish to listen to a story online at Storyline Online: <a href="https://storylineonline.net/">https://storylineonline.net/</a></p>	<p><u>Word Work</u> We have been learning the word <b>have</b> this term. Look in the book you read today and see if you can find the word <b>have</b>.</p> <p>You can practise this word in lots of different ways. Choose a word game from the activity list in your resource pack.</p> <p>You may wish to listen to a story online at Storyline Online: <a href="https://storylineonline.net/">https://storylineonline.net/</a></p>	<p><u>Word Work</u> We have been learning the word <b>be</b> this term. Look in the book you read today and see if you can find the word <b>be</b>.</p> <p>You can practise this word in lots of different ways. Choose a word game from the activity list in your resource pack.</p> <p>You may wish to listen to a story online at Storyline Online: <a href="https://storylineonline.net/">https://storylineonline.net/</a></p>	<p><u>Word Work</u> We have been learning the word <b>was</b> this term. Look in the book you read today and see if you can find the word <b>was</b>.</p> <p>You can practise this word in lots of different ways. Choose a word game from the activity list in your resource pack.</p> <p>You may wish to listen to a story online at Storyline Online: <a href="https://storylineonline.net/">https://storylineonline.net/</a></p>
<b>Fruit Break</b>					
<b>Middle</b>	<p>Listen to <i>Noni the Pony</i> or choose a story from home. <a href="https://www.youtube.com/watch?v=v5qPg_MntvY">https://www.youtube.com/watch?v=v5qPg_MntvY</a></p>	<p>Listen to <i>Noni the Pony</i> again or choose a story from home. <a href="https://www.youtube.com/watch?v=v5qPg_MntvY">https://www.youtube.com/watch?v=v5qPg_MntvY</a></p>	<p>Listen to <i>Noni the Pony</i> again or choose a story from home. <a href="https://www.youtube.com/watch?v=v5qPg_MntvY">https://www.youtube.com/watch?v=v5qPg_MntvY</a></p>	<p>Listen to <i>Stuck</i> or choose a story from home. <a href="https://www.youtube.com/watch?v=ZbjqDn0rqFg&amp;t=70s">https://www.youtube.com/watch?v=ZbjqDn0rqFg&amp;t=70s</a></p>	<p>Listen to <i>Stuck</i> or choose a story from home. <a href="https://www.youtube.com/watch?v=ZbjqDn0rqFg&amp;t=70s">https://www.youtube.com/watch?v=ZbjqDn0rqFg&amp;t=70s</a></p>

<p>After reading, tell someone in your family about Noni the pony, Dave the Dog and Coco the Cat or a character from your story from home. Tell them what they look like, what they do in the story, how they feel. Choose one of the characters and draw a picture of them. Write a story to match your picture.</p> <p>Try to use some of the new words you are learning in your story.</p> <p>You listened to a story and drew a picture about Noni the Pony. Clap the word Noni. What sound can you hear at the beginning of the word? <b>n</b>. What letter makes that sound? Make a chart about <b>n</b>. Remember they need to start with the same sound as <b>Noni</b>.</p>	<p>In the story Noni thinks that he is a kind friend. Do you agree with Noni? Tell a family member why you think Noni is a good friend. Draw a picture. Write a story to match your picture. Use some of the new words you are learning in your story.</p> <p>You listened to a story and drew a picture about Noni the Pony. Think about the word Pony. What sound can you hear at the beginning? Write the letter <b>p</b> on a piece of paper. Draw pictures of other things that start with the same sound.</p>	<p>Noni likes to play games like racing and hide and seek with his friends. Think about your favourite games you like to play with your friends or family. Can you teach a family member how to play the game? Draw a picture of you playing the game. Write a story to go with your picture.</p> <p>You listened to a story and drew a picture about you playing a game you like. Think about the word game. What sound can you hear at the beginning? Write the letter <b>g</b> on a piece of paper. Draw pictures of other things that start with the same sound.</p>	<p>In the story, the boy throws many different things in the tree to get his kite. What would you have thrown up in the tree? Draw a picture and write a story.</p> <p>You read a story and drew a picture about <i>Stuck</i>. Think about the word <i>tree</i>. Say it slowly. What sound do you hear at the beginning of the word? Write the letter <b>t</b> on a piece of paper. Draw pictures of other things that start with the same sound.</p>	<p>At the end of the book, Floyd has forgotten all the people and things stuck up in the tree. How could they get down only using the things that are in the tree? Draw a picture to show how they would get down. Write a story to match your picture.</p> <p>Go back to the letters and sound pictures you made this week. Can you think of other pictures or words you could add to your <b>n</b>, <b>p</b>, <b>g</b> and <b>t</b> sound charts?</p>
<p><b>Recess</b></p>				



<p><b>Afternoon</b></p>	<p><b>Mathematics</b> <u>Number Talk</u></p>  <p>How many legs can you see in this picture?</p> <p>Tell a family member how you worked this out. We can group things to make it easier for us to count and check. Get some counters or blocks to help you show different ways to make 6.</p> <p>Play the addition ladder game: Watch the video on how to play it. <a href="https://youtu.be/d2JHQmh45ls">https://youtu.be/d2JHQmh45ls</a></p>  <table border="1" data-bbox="344 1238 555 1278"> <tr> <td>2</td><td>3</td><td>4</td><td>5</td><td>6</td><td>7</td><td>8</td><td>9</td><td>10</td><td>11</td><td>12</td> </tr> </table> <table border="1" data-bbox="344 1318 555 1358"> <tr> <td>2</td><td>3</td><td>4</td><td>5</td><td>6</td><td>7</td><td>8</td><td>9</td><td>10</td><td>11</td><td>12</td> </tr> </table> <p>1. Draw these number strips on paper</p>	2	3	4	5	6	7	8	9	10	11	12	2	3	4	5	6	7	8	9	10	11	12	<p><b>Mathematics</b> <u>Number Talk</u></p>  <p>What can you see in this picture? How many eggs are missing? How do you know?</p> <p>Make your own number cards from 1-10. Put the cards in a pile face down. Take turns with a family member to turn over the card and say the number before and the number after. e.g. I pick up a number 5 card. I say, 'The number before is 4. The number after is 6.'</p>	<p><b>Mathematics</b> <u>Number Talk</u></p>  <p>How many seeds can you see on this watermelon? How do you know? How can I group these seeds to make it easier to count and check?</p> <p><u>Foot long:</u> Trace and draw your foot on a piece of cardboard or paper with a pencil. Guess how long your foot is using clothing pegs.</p>  <p>Alternatively, you could use paper clips, dried pasta or blocks. Trace and draw someone else's foot in your</p>	<p><b>Mathematics</b> <u>Number Talk</u></p>  <p>What do you notice about the shapes? How many circles are there? How many triangles are there? How many blue and green triangles can you see?</p> <p>How many shapes are there altogether? How do you know?</p> <p>Draw these circles and triangles on a piece of paper. Cut these shapes out. Take a picture using these shapes. You can add different shapes to your picture.</p> 	<p><b>Mathematics</b> <u>Number Talk</u></p>  <p>Look at the dots quickly. How many dots can you see in this picture? How did you work this out?</p>  <p>Get ten items such as counters, pom poms, pegs etc and a cup or bowl. Have a family member put some of the items under the cup. Work out how many items are under the cup.</p>
2	3	4	5	6	7	8	9	10	11	12																	
2	3	4	5	6	7	8	9	10	11	12																	

<p>labelled from numbers 2-12. 2. Find a dice at home or use this interactive dice below <a href="https://www.online-stopwatch.com/chance-games/roll-a-dice/">https://www.online-stopwatch.com/chance-games/roll-a-dice/</a></p> <p>3. Players will take turns to roll the dice <b>twice</b>. Then, add these dots</p> <p><b>Science</b> Do you think Noni the Pony is a living thing or non-living thing? Why/Why not?</p> <p>Watch the video about living and non-living things. <a href="https://www.youtube.com/watch?v=Z_aAkuK_8nQ">https://www.youtube.com/watch?v=Z_aAkuK_8nQ</a></p> <p>Go for a walk outside, maybe in your backyard. What living things can you see? Do you know what they are? How do you know it is living? Talk to your parent or carer about what living things you see.</p> <p>Choose a living thing you</p>	<p><b>PDHPE</b> Today you listened to the story <i>Noni the Pony</i>. In the story we see that Noni lives on a farm with lots of different animals. Another animal that lives on a farm is a sheep.</p> <p>Pretend you are a farmer and herd your sheep. Place a towel in the middle of the floor (inside or outside). Pretend 10 of your toys are 'your sheep.' Spread them out in different locations.</p> <p>Starting at the towel, collect all your sheep as fast as you can and bring them back to the towel one at a time. Have someone time you while you do it. How long did it take? Place them back in the same spot and see if you can beat your time.</p>	<p>family. Who has the longest foot? Who has the shortest foot?</p> <p>List 2 things that are longer than your foot. List 2 things that are shorter than your foot.</p> <p><b>PDHPE</b> Watch the Sesame Street video - 'Name that emotion' <a href="https://www.youtube.com/watch?v=ZxfJicfyCdg">https://www.youtube.com/watch?v=ZxfJicfyCdg</a> What are some of the different emotions? What makes you happy or excited? What makes you feel sad or angry?</p> <p>In the story, Noni and her friends are sometimes scared and worried about the dark. What things make you worried? Who could you talk to when you feel worried or afraid?</p> <p>Draw some things that make you happy. You might include your family, your friends or your pets.</p>	<p><b>Creative Arts</b> <b>Drama</b></p> <p>Think about some of the different emotions you looked at yesterday (Happy, angry, sad, excited). How many can you think of? Sing the song "<i>If You're Happy and You Know It</i>" and use your voice, facial expressions and body to show different emotions. For example, "<i>If you're happy and you know it, smile wide</i>" or "<i>If you're angry and you know it, stamp your feet</i>" Does your voice sound the same when you sing both of these lines? Why/Why not? What does your face look like? What is your body doing? Why do you think these things change when we feel different emotions?</p>	<p><b>History</b></p> <p>Think about a time you celebrated your birthday. Do you remember:</p> <ul style="list-style-type: none"> <li>• Where you were and who you were with?</li> <li>• What kind of food did you</li> </ul>
---	---	--	--	---

	<p>found on your walk. Draw a picture of it. Add three labels to the picture. Write a sentence or talk to your parent/carer about why you think it is a living thing.</p> <p>Choose a second living thing you found on your walk. Draw a picture on a piece of paper. Add three labels to the picture. Write a sentence or talk to your parent/carer about why you think it is a living thing.</p>				
<b>End of Day</b>					