

Raymond Terrace Public School

Stage 1 - Year 1


Term 3 Week 5

	Monday	Tuesday	Wednesday	Thursday	Friday
Task	Talk to a family member. What makes you the same? What makes you different?	Write a message on a card to a friend from school.	Make a list of ten things your parents do to help you every day.	How can you show someone that you care about them?	Can you make your bed today?
Morning	<p>English <u>Reading</u> Listen to 'The Very Hungry Bear'. Here is the link: https://youtu.be/vudbqSyQfFI</p> <p><u>Speaking and Listening</u> Draw a scene from the story where one character was kind to the other. Talk to a family member about how the character is kind.</p> <p><u>Writing</u> Write about how kind the bear was to the polar bear. What is something that you can do to be kind to another?</p>	<p>English <u>Reading</u> Listen to 'The Very Hungry Bear'. Here is the link: https://youtu.be/vudbqSyQfFI</p> <p><u>Speaking and Listening</u> Draw a picture of the bear's home. Draw a picture of the crocodile's home. Talk to a family member about why each home is perfect for each animal.</p> <p><u>Writing</u> Draw and label your dream home. Write about why it is perfect for you.</p>	<p>English <u>Reading</u> Listen to 'The Very Hungry Bear'. Here is the link: https://youtu.be/vudbqSyQfFI</p> <p><u>Speaking and Listening</u> Talk to a family member about what it means to trade or swap something.</p> <p><u>Writing</u> The polar bear trades his fish with the bear. The bear gives a fish to each animal that helps him. He gives a fish to the polar bear.</p>	<p>English <u>Reading</u> Listen to 'The Very Hungry Bear'. Here is the link: https://youtu.be/vudbqSyQfFI</p> <p><u>Speaking and Listening</u> Draw a picture of the polar bear and the bear. Talk to a family member about how they are the same or different.</p> <p><u>Writing</u> Write about how the bear and polar bear are similar or different. Do they eat the same foods? Do they look the same?</p>	<p>English <u>Reading</u> Listen to 'The Very Hungry Bear'. Here is the link: https://youtu.be/vudbqSyQfFI</p> <p><u>Speaking and Listening</u> Talk about what happens in the beginning, the middle and the end of the story with a family member.</p> <p><u>Writing</u> Draw a picture about the beginning, middle and end of the story. Write a message about your picture.</p>



Read your writing and check that it makes sense. Does it have: capital letters, full stops, finger spacing.	Read your writing and check that it makes sense. Does it have: capital letters, full stops, finger spacing	Write about why the bear leaves the polar bear a gift in his new home. Read your writing and check that it makes sense. Does it have: capital letters, full stops, finger spacing.	Read your writing and check that it makes sense. Does it have: capital letters, full stops, finger spacing	<table border="1"> <tr> <td>Beginning</td> <td>Middle</td> <td>End</td> </tr> </table> <p>Read your writing and check that it makes sense. Does it have: capital letters, full stops, finger spacing</p>	Beginning	Middle	End
Beginning	Middle	End					

Break

<p>Middle</p> <p>Mathematics <u>Time</u> Draw 3 activities that take you a short time (1 second) to complete.</p> <p>Draw 3 activities that take you a long time (2 minutes) to complete.</p> <p>Draw an activity that you can do in one second.</p> <p>Draw an activity you can do in one minute.</p>	<p>Mathematics <u>Time</u> The four seasons are summer, autumn, winter and spring. Watch this video: https://www.youtube.com/watch?v=_6cG913j6kc</p> <p>Draw a picture of 3 things you do in summer, autumn, winter and spring.</p> <p>Write a message about each picture you draw.</p>	<p>Mathematics <u>Time</u> Name and order the months in the year. Write how many days each month has.</p> <table border="1"> <thead> <tr> <th></th> <th>Month</th> <th>Days</th> </tr> </thead> <tbody> <tr> <td>1</td> <td>January</td> <td>31</td> </tr> <tr> <td>2</td> <td></td> <td></td> </tr> <tr> <td>3</td> <td></td> <td></td> </tr> <tr> <td>4</td> <td></td> <td></td> </tr> </tbody> </table>		Month	Days	1	January	31	2			3			4			<p>Mathematics <u>Time</u> Make your own clock. You can use cardboard or paper to cut a circle out. Make sure you write the numbers in the correct spot.</p> <p>Make different times with your clock.</p> 	<p>Mathematics <u>Time</u> What are some things you do during the day?</p> <table border="1"> <tr> <td>Morning</td> <td></td> </tr> <tr> <td>Afternoon</td> <td></td> </tr> </table>	Morning		Afternoon	
	Month	Days																					
1	January	31																					
2																							
3																							
4																							
Morning																							
Afternoon																							








Draw an activity you can do in one hour.



5		
6		
7		
8		
9		
10		
11		
12		

Night	
-------	--

Break

<p>Afternoon</p>	<p>PDHPE Challenge: How many star jumps can you do in 2 minutes?</p> <p>PDHPE What foods do you know that are healthy? Draw and/or write a list.</p> <p>Talk with a family member and plan a healthy breakfast, lunch and/or dinner.</p> 	<p>PDHPE Challenge: Perform frog jumps for 2 minutes.</p> <p>Playful Learning Using LEGO, blocks or pasta, build a house. What needs to be in your house? Make some furniture for your house as well.</p> <p>Draw and label what you have made.</p> 	<p>PDHPE Challenge: Perform possum crawls for 1 minute.</p> <p>Geography Look at a map of Australia. Can you see the states and capital cities?</p> <p>Draw your own map of Australia (it's tricky isn't it?!-just try!) and label the capital cities.</p> <p>Sydney, Brisbane, Darwin, Perth, Adelaide, Melbourne, Hobart, Canberra</p> 	<p>PDHPE Challenge: Jog or run on the spot for 2 minutes.</p> <p>Creative Arts Watch illustrator Julie Vivas draw Hush and Grandma Poss from Possum Magic!</p> <p>https://www.youtube.com/watch?v=xxaWvpIDFjA</p> <p>Can you draw your own Hush or Grandma Poss using her instructions?</p> 	<p>PDHPE Challenge: Perform koala walks for 1 minute.</p> <p>Science Look at this link (image below) https://education.abc.net.au/home#!/digibook/1273965/skin-and-scales-feathers-and-fur</p> <p>What do we notice about each animal? What special features do they have? What is the purpose of each external features?</p> 
<p>End of day</p>					



Term 3 Week 6

	Monday	Tuesday	Wednesday	Thursday	Friday			
Task	Can you write or record a video message for a friend? What might you say?	Can you write or record a video message for your parents? What might you say to them?	Could you help with breakfast this morning?	Can you make your bed today?	How can you help a family member today?			
Morning	<p>English Reading Listen to 'Peggy'. Here is the link:https://youtu.be/Ngbkm1GYBdM</p> <p>Speaking and Listening Talk about what Peggy did, where she went, what she saw and how she felt with a family member.</p> <p>Writing Pretend you are Peggy. Write a diary entry about where you went, what you saw and how you felt. Start your diary entry with: <i>Dear Diary, Today I...</i></p> <p>Read your writing and check that it makes sense. Does it have: capital letters, full stops, finger spacing.</p>	<p>English Reading Listen to 'Peggy'. Here is the link:https://youtu.be/Ngbkm1GYBdM</p> <p>Speaking and Listening What do you know about chickens? How are chickens useful to humans? Think back to last year. How do chickens start out?</p> <p>Writing Draw and write a message about chickens. What do chickens provide for humans? What can you remember from the chicks in Mrs Wiffen's room last year?</p> <p>Read your writing and check that it makes sense. Does it have: capital letters, full stops, finger spacing.</p>	<p>English Reading Listen to 'Peggy'. Here is the link:https://youtu.be/Ngbkm1GYBdM</p> <p>Speaking and Listening What do you know about pigeons? How did the pigeons help Peggy? Talk to a family member.</p> <p>Writing Draw and write a message about how the pigeons helped Peggy in the story.</p> <p>Read your writing and check that it makes sense. Does it have: capital letters, full stops, finger spacing.</p>	<p>English Reading Listen to 'Peggy'. Here is the link:https://youtu.be/Ngbkm1GYBdM</p> <p>Speaking and Listening Have you ever been lost? How did you feel? Who would you ask for help or what would you do if you were in the same situation?</p> <p>Writing Draw and write a message about what you would do if you were lost just like Peggy.</p> <p>Read your writing and check that it makes sense. Does it have: capital letters, full stops, finger spacing.</p>	<p>English Reading Listen to 'Peggy'. Here is the link:https://youtu.be/Ngbkm1GYBdM</p> <p>Speaking and Listening Talk about what happens in the beginning, the middle and the end of the story with a family member.</p> <p>Writing Draw a picture about the beginning, middle and end of the story. Write a message about your picture.</p> <table border="1" data-bbox="1792 1037 2150 1093"> <tr> <td>Beginning</td> <td>Middle</td> <td>End</td> </tr> </table> <p>Read your writing and check that it makes sense. Does it have: capital letters, full stops, finger spacing.</p>	Beginning	Middle	End
Beginning	Middle	End						




Break

Middle

Mathematics

What number comes before 8? What number comes after 8?



Try not to count the dominos by ones.


How many do you see?

How do you know?

Share your thoughts with a family member.

Mathematics

What number comes before 14? What number comes after 14?



Try not to count the dominos by ones.

How many do you see?

How do you know?

Share your thoughts with a family member.


Mathematics

What number comes before 18? What number comes after 18?

Make a set of dominos with paper or cardboard.

Make number sentences with your dominos as seen in the picture below.

The '=' symbol means 'the same as'.



Mathematics

What number comes before 23? What number comes after 23?

I am thinking of a number between 1 and 30. It is an odd number.

A number is odd if it cannot be shared into two parts evenly and there are left overs.

What are all of the odd numbers between 1-30.

Mathematics

What number comes before 27? What number comes after 27?

Look at the hundreds chart.

0	1	2	3	4	5	6	7	8	9
10	11	12	13	14	15	16	17	18	19
20	21	22				26	27	28	29
30	31	32				36	37	38	39
40	41	42				46	47	48	49
50	51	52	53	54	55	56	57	58	59
60	61	62	63	64	65	66	67	68	69
70	71	72	73	74	75	76	77	78	79
80	81	82	83	84	85	86	87	88	89
90	91	92	93	94	95	96	97	98	99

*What numbers are hidden?
How do you know?*







Share your thoughts with a family member.

Break



Afternoon	PDHPE Create a fitness time table for the week. Do Monday's fitness activities.	PDHPE Do Tuesday's fitness activities from the time table you created yesterday.	PDHPE Do Wednesday's fitness activities from the time table you created on Monday.	PDHPE Do Thursday's fitness activities from the time table you created on Monday.	PDHPE Do Friday's fitness activities from the time table you created on Monday.															
	<table border="1"> <tr> <td>Monday</td> <td>20 star jumps 10 frog jumps</td> </tr> <tr> <td>Tuesday</td> <td></td> </tr> <tr> <td>Wednesday</td> <td></td> </tr> <tr> <td>Thursday</td> <td></td> </tr> <tr> <td>Friday</td> <td></td> </tr> </table>	Monday	20 star jumps 10 frog jumps	Tuesday		Wednesday		Thursday		Friday		Playful Learning <i>Challenge:</i> Using LEGO, blocks or pasta, build your dream bedroom. What will your bedroom need?	Geography Do you know which capital cities these famous Australian landmarks are in? Talk to your family to see if you can work it out!	Creative Arts <i>Peggy</i> Create Peggy by using paint to make a handprint. If you do not have paint, you can trace around your hand. Allow the paint to dry. Use	Science Watch 'Butterfly: A Life'. It shows the life cycle of a butterfly. Here is the link: https://www.youtube.com/watch?v=kVm5k99PnBk Talk to a family member about what you notice is					
	Monday	20 star jumps 10 frog jumps																		
	Tuesday																			
	Wednesday																			
	Thursday																			
Friday																				
		<table border="1"> <tr> <td>Opera House-</td> <td></td> </tr> <tr> <td>MCG-</td> <td></td> </tr> <tr> <td>Crocodylus Crocodile park-</td> <td></td> </tr> <tr> <td>Questacon-</td> <td></td> </tr> <tr> <td>Adelaide Zoo-</td> <td></td> </tr> <tr> <td>Cottesloe Beach-</td> <td></td> </tr> <tr> <td>Sea World-</td> <td></td> </tr> <tr> <td>Mount Wellington</td> <td></td> </tr> </table>	Opera House-		MCG-		Crocodylus Crocodile park-		Questacon-		Adelaide Zoo-		Cottesloe Beach-		Sea World-		Mount Wellington			
Opera House-																				
MCG-																				
Crocodylus Crocodile park-																				
Questacon-																				
Adelaide Zoo-																				
Cottesloe Beach-																				
Sea World-																				
Mount Wellington																				



<p>PDHPE <i>What helps us to stay healthy and safe?</i></p> <p>Write 5 ideas about how we can stay healthy and safe.</p> <p>One way to stay healthy and safe is to practise personal hygiene practices such as washing your hands.</p> <p>Make a poster about washing your hands.</p> <p><i>Why is it important to wash your hands?</i></p> <p><i>When should you remember to wash your hands?</i></p> 	<p>Draw and label your creation.</p>   			<p>this time to create a background scene for Peggy. Where will Peggy go? Be creative.</p> <p>After the paint has dried, give Peggy an eye, beak, comb (above head), wattle (below chin), wings and legs.</p> <p>Cut out Peggy and stick her onto your background.</p> 	<p>happening in order.</p> <p>Watch an animated film of 'The Very Hungry Caterpillar'.</p> <p>Here is the link: https://www.youtube.com/watch?v=75NQK-Sm1YY</p> <p>Draw and sequence the story of The Hungry Caterpillar. Play the story again if you need.</p> 
<p>End of day</p>					

