

# Week 7

Monday	23/8
Phonics- Jj Cut and paste	
Sight word sheet- only	
Writing- Sequencing events	
Number sheets-20	
PD/H/PE- Hand template	

Tuesday	24/8
Phonics- Vv Find and Colour	
Sight word- old	
Writing- Days of the week	
Number sheets- Comparing	
Colouring Vv page	

Wednesday	25/8
Phonics- Ww Weather craft	
Sight word- little	
Writing- Beginning, middle, end	
Number sheets-Measure objects	
Science- Living Things	

Thursday	26/8
Phonics- Xx I spy	
Sight word- down	
Writing- Food	
Number sheets- Map	
History- Family Tree	

Friday	27/8
Phonics- Ll Board game	
Sight word- Revision	
Writing- Page Template	
Number sheets- Long to Short	
CAPA- Faces Template	

# Monday



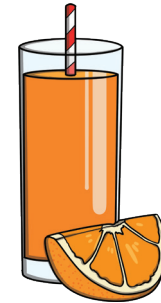
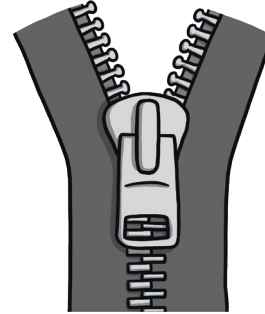
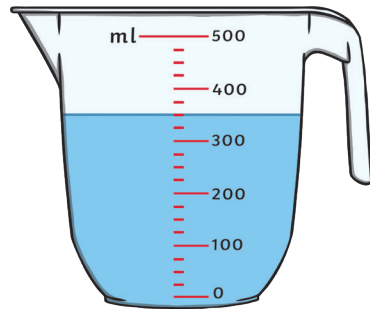


# Initial Sound Sort: 'j'

Listen to the beginning sound of each picture. Cut and glue the pictures into the correct column.

j	not j

scissors







Name: \_\_\_\_\_

# SIGHT WORD DAB





Find and dab the sight word

on	only	old		I	some	can		
once	on	some		only	only	of		
old	only	does		on	old	once		
some	only	on		have	mum	does	once	only
only	only	old		of	and	once	on	mum
on	old	on		only	only	of	old	on

Trace and Write

only

	only
	only

Read and Match

I only have one apple.



I only have one bed.



He only has one dog.



She only likes ice cream.



# My Daily Routine

Draw a picture of something you normally do at each time of the day.

morning


afternoon

evening

night


twenty

twenty



20 Lovely Hearts

Colour 20 hearts



Write the number 20

20

Write the word 20

twenty

Circle all of the number 20's

20 17 15 14 20 4  
73 12 20 8 1 20<sup>18</sup> 11 17

Show 20 on the tens frame



What number  
comes before 20?



	20	
--	----	--

↑  
What number  
comes after 20?

Draw 20 lovely hearts

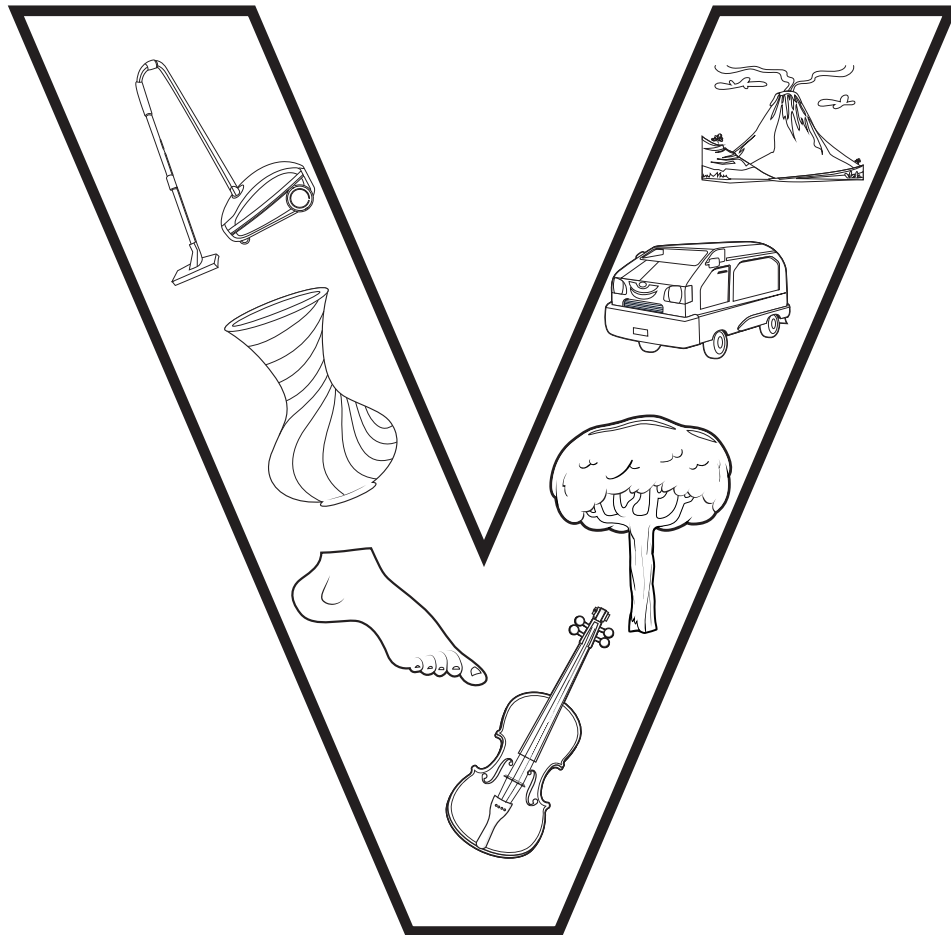


# Tuesday



Name: \_\_\_\_\_ Date: \_\_\_\_\_

Colour the pictures that begin with a 'v' sound.





Name: \_\_\_\_\_

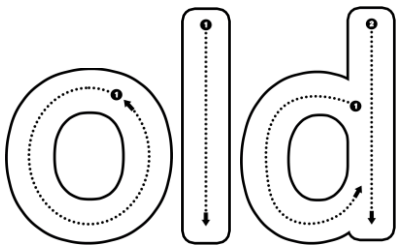
# Sight Word Dab



Directions: Find and dab the sight word.

old	of	old				old	of	old
once	old	open				once	old	open
old	over	old				old	over	old
old	of	old	old	of	old	old	of	old
once	old	open	once	old	open	once	old	open
old	over	old	old	over	old	old	over	old

## Trace and Write



Three sets of handwriting lines (top solid, middle dashed, bottom solid) with a star icon on the left of each set.

## Read and Match

Kim is six years old. ●

● 5



Kate is five years old. ●

● 6



Jon is seven years old. ●

● 7



# Days of the Week

Cut out the days of the week and put them in the correct order in the boxes below. The first day has been filled in.

Sunday

Monday

Wednesday

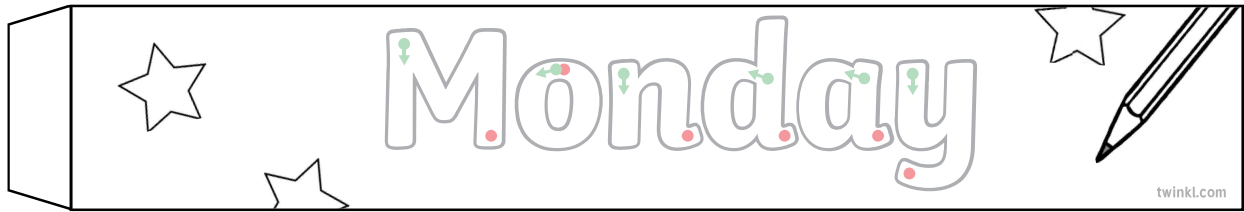
Saturday

Friday

Tuesday

Thursday

Monday

A horizontal banner for the word "Monday". The word is written in a large, rounded, outlined font. Each letter has a small red dot at its starting point and a green arrow indicating the direction of the stroke. The banner is decorated with two stars on the left and one on the right, and a pencil icon on the right side. The background is white with a light gray border.

twinkl.com

Tuesday

A horizontal banner for the word "Tuesday". The word is written in a large, rounded, outlined font. Each letter has a small red dot at its starting point and a green arrow indicating the direction of the stroke. The banner is decorated with one star on the left and one on the right, and a pencil icon on the left side. The background is white with a light gray border.


twinkl.com

Wednesday

A horizontal banner for the word "Wednesday". The word is written in a large, rounded, outlined font. Each letter has a small red dot at its starting point and a green arrow indicating the direction of the stroke. The banner is decorated with two stars on the left and one on the right, and a pencil icon on the right side. The background is white with a light gray border.


twinkl.com

Thursday

A horizontal banner for the word "Thursday". The word is written in a large, rounded, outlined font. Each letter has a small red dot at its starting point and a green arrow indicating the direction of the stroke. The banner is decorated with one star on the left and one on the right, and a pencil icon on the left side. The background is white with a light gray border.

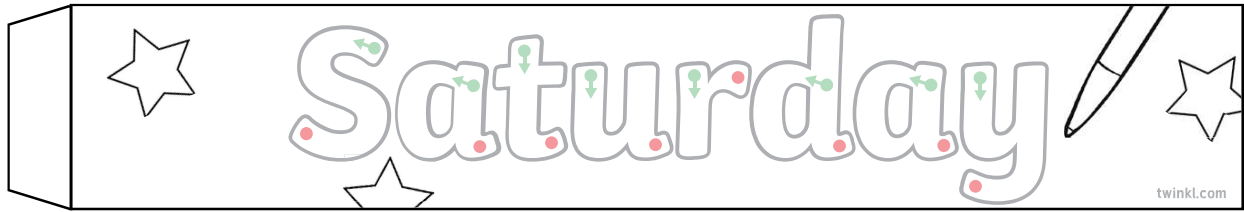
twinkl.com

Friday

A horizontal banner for the word "Friday". The word is written in a large, rounded, outlined font. Each letter has a small red dot at its starting point and a green arrow indicating the direction of the stroke. The banner is decorated with one star on the left and two on the right, and a pencil icon on the left side. The background is white with a light gray border.

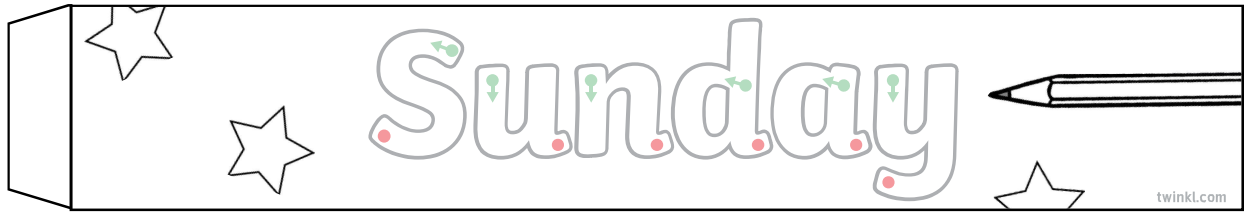
twinkl.com

Saturday

A horizontal banner for the word "Saturday". The word is written in a large, rounded, outlined font. Each letter has a small red dot at its starting point and a green arrow indicating the direction of the stroke. The banner is decorated with one star on the left and one on the right, and a pencil icon on the right side. The background is white with a light gray border.

twinkl.com

Sunday


A horizontal banner for the word "Sunday". The word is written in a large, rounded, outlined font. Each letter has a small red dot at its starting point and a green arrow indicating the direction of the stroke. The banner is decorated with two stars on the left and one on the right, and a pencil icon on the right side. The background is white with a light gray border.

twinkl.com


# Comparing Different Sizes

Colour the object that answers the question.

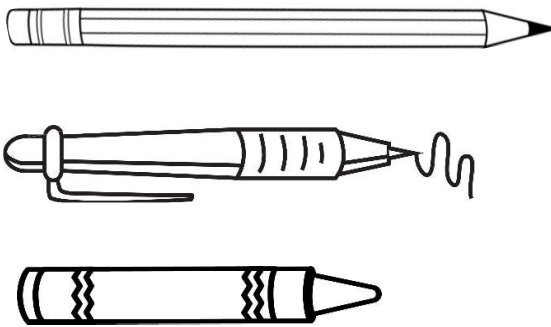
Which animal is heaviest?




Which building is taller?




Which one is shortest?



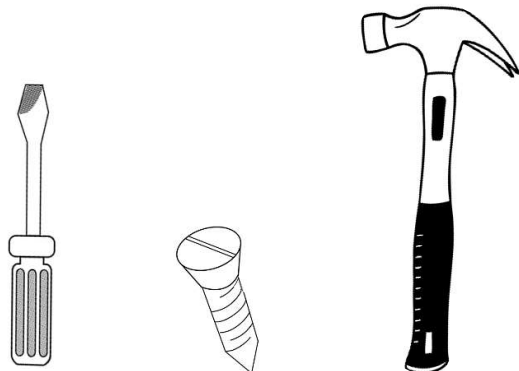
Which fruit is longest?



Which vehicle is lightest?






Which tool is the biggest?



Colour the

“ V v ”










Wednesday



# 'W' Is for Weather

**Cut out the shapes and use them to make a weather scene.**







Name: \_\_\_\_\_

# Sight Word Dab



Directions: Find and dab the sight word.

jump	little	look		jump	little	look
little	make	little		little	make	little
little	little	me		little	little	me
jump	little	look		jump	little	look
little	make	little		little	make	little
little	little	me		little	little	me

## Trace and Write

little

\_\_\_\_\_

-----

\_\_\_\_\_

\_\_\_\_\_

\_\_\_\_\_

-----


\_\_\_\_\_

## Read and Match


The bat is little.



The fish is little.




The spider is little.



# Visualising

I am learning to visualise (make pictures in my mind) while I read, to help me understand texts.


Title: \_\_\_\_\_



*Beginning*

The picture in my mind is: \_\_\_\_\_


\_\_\_\_\_  
\_\_\_\_\_  
\_\_\_\_\_



*Middle*

The picture in my mind is: \_\_\_\_\_

\_\_\_\_\_  
\_\_\_\_\_  
\_\_\_\_\_



*End*

The picture in my mind is: \_\_\_\_\_


\_\_\_\_\_  
\_\_\_\_\_  
\_\_\_\_\_

# Measure the Objects


Name: \_\_\_\_\_

Teach **THIS**

1	2	3	4	5	6	7	8	9	10
---	---	---	---	---	---	---	---	---	----



1	2	3	4	5	6	7	8	9	10
---	---	---	---	---	---	---	---	---	----



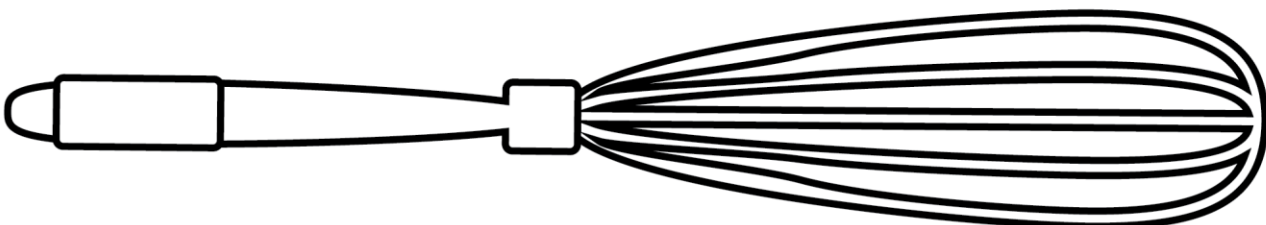
1	2	3	4	5	6	7	8	9	10
---	---	---	---	---	---	---	---	---	----



1	2	3	4	5	6	7	8	9	10
---	---	---	---	---	---	---	---	---	----


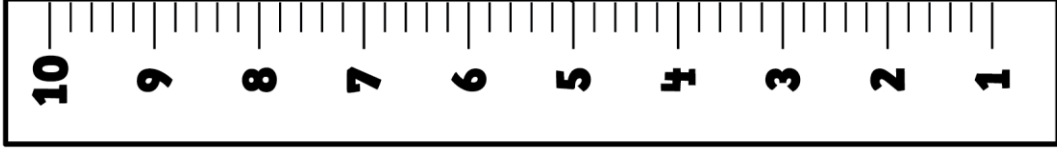

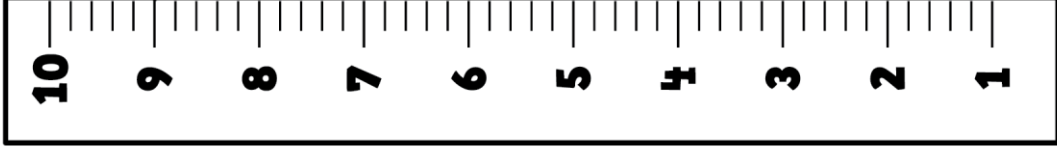




1	2	3	4	5	6	7	8	9	10
---	---	---	---	---	---	---	---	---	----



# Measuring Ice-cream Scoops

Name: \_\_\_\_\_



## Living Things



Chosen living thing (person, animal or plant) \_\_\_\_\_

Draw and label a picture of your chosen living thing


Draw or write what your living thing needs to survive

# Thursday



# Final Sound I Spy (x)

Find and circle all of the things that end with x.





Name: \_\_\_\_\_

# Sight Word Dab



Directions: Find and dab the sight word.

down	find	down		down	find	down			
for	down	come		funny	down	for			
down	funny	down		down	funny	down			
come	down	find		down	for	down	find	down	come
down	funny	down		for	down	for	down	funny	down
down	down	come		down	find	down	come	down	down

## Trace and Write

down

\_\_\_\_\_

-----

\_\_\_\_\_

\_\_\_\_\_

-----

\_\_\_\_\_

\_\_\_\_\_

-----

\_\_\_\_\_

## Read and Match

He can sit down.



She can sit down.



I can jump up and down.





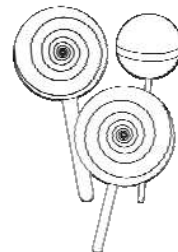
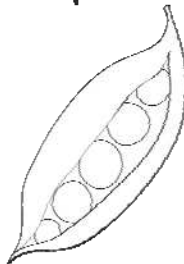
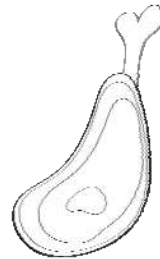

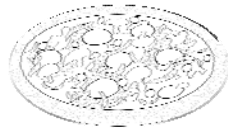
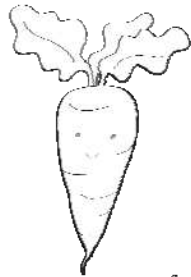


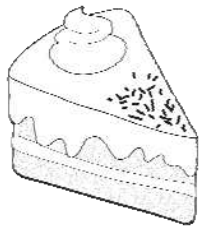

# Food



Some food is good for your body. You can eat good, healthy food every day.


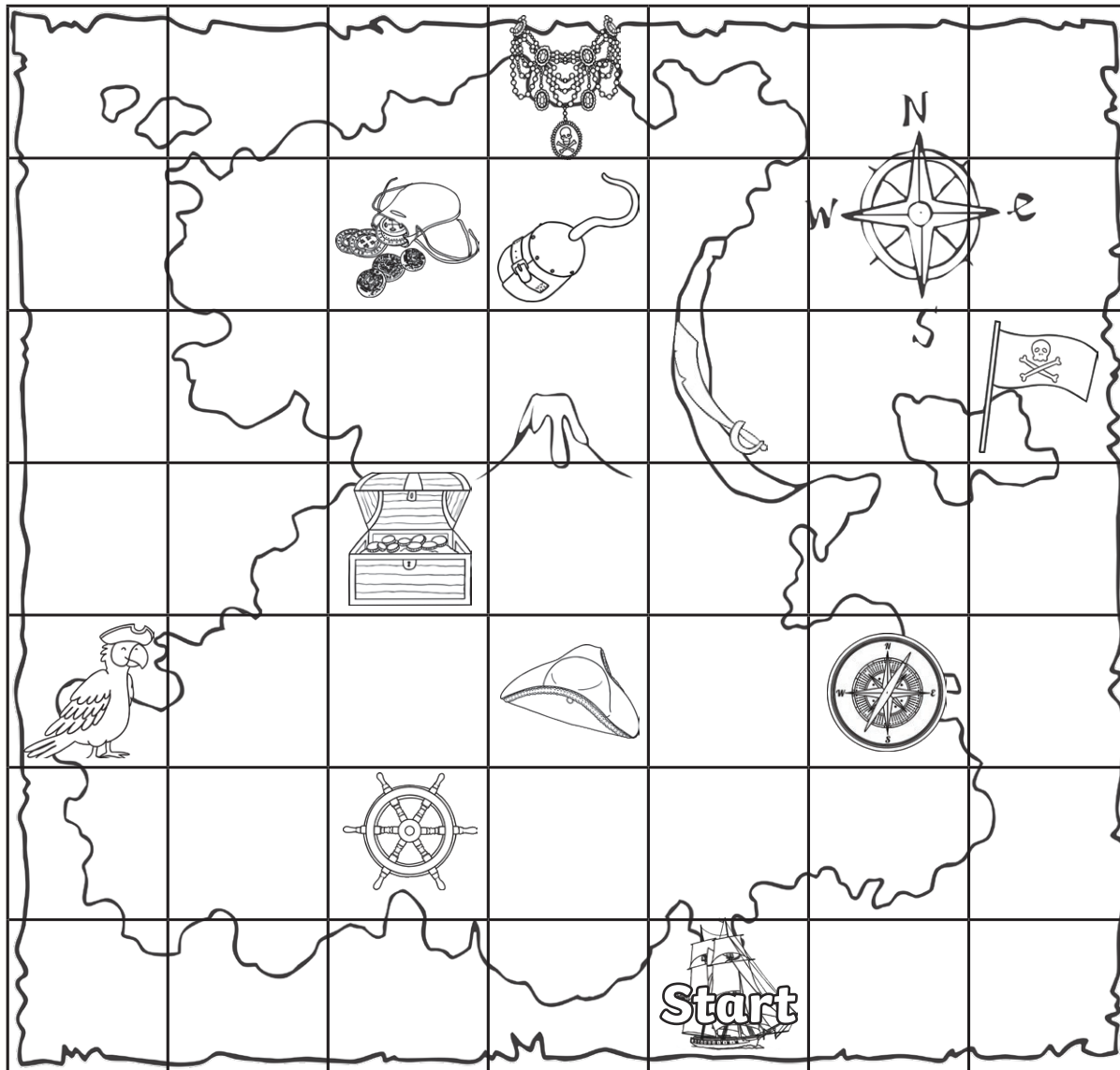
Some food is not good for your body. This unhealthy food should only be eaten sometimes.

Colour the food that is good for your body.



Draw a picture of your favourite healthy food.

# Treasure Map Coding



1

Treasure Map Coding Command Cards

Start




forward

forward

forward

forward

I have found...




twinkl.com

2

Treasure Map Coding Command Cards

Start




forward

forward

right turn

forward

I have found...

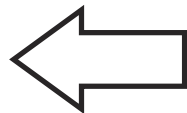


twinkl.com

3

Treasure Map Coding Command Cards

Start




forward

left turn

forward

forward

I have found...



twinkl.com

4

Treasure Map Coding Command Cards

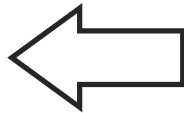
Start



forward



forward




left turn



forward

I have found...



twinkl.com

5

Treasure Map Coding Command Cards

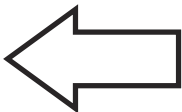
Start



forward



forward



left turn



forward



forward




forward



forward

I have found...



twinkl.com

1

Treasure Map Coding Command Cards

Start



forward




left turn



forward




right turn



forward



I have found...

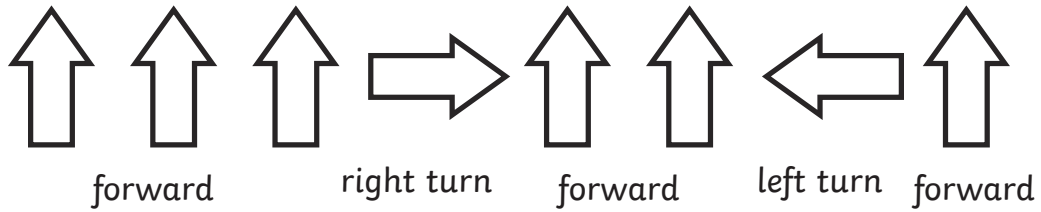


twinkl.com


2

Treasure Map Coding Command Cards

Start



I have found...

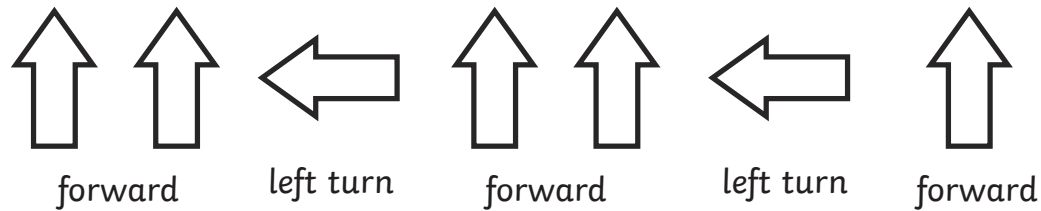


twinkl.com


3

Treasure Map Coding Command Cards

Start



I have found...

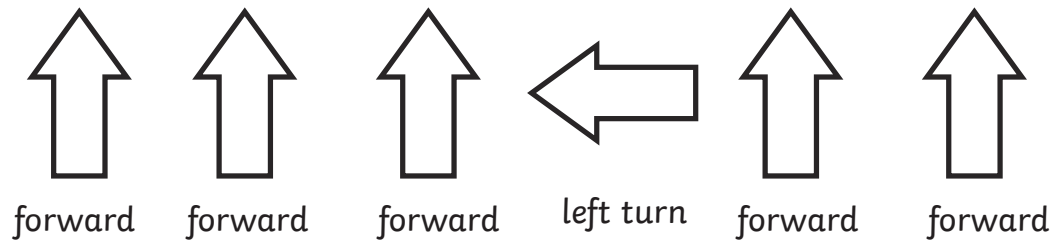


twinkl.com


4

Treasure Map Coding Command Cards

Start



I have found...



twinkl.com



# MY FAMILY TREE

GRANDMOTHER

GRANDFATHER

GRANDMOTHER


GRANDFATHER

MOTHER

FATHER

ME

Friday




Start



lady



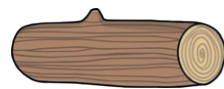
lava



lemon



lobster



log



litter



lily



lip




love




lamp



lamb



lollipop




lion



leg



ladder



loaf



light



leek



lime



leaf



lobster



lady



lamb

End



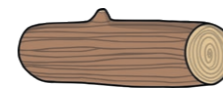
ladder



lamp



lemon



log



lip




lava

# Initial 'L' Sound Board Game

Roll a dice, move and read aloud the Initial 'L' Sound shown on the board. The first player to complete the board wins!







---

---

---

---

---

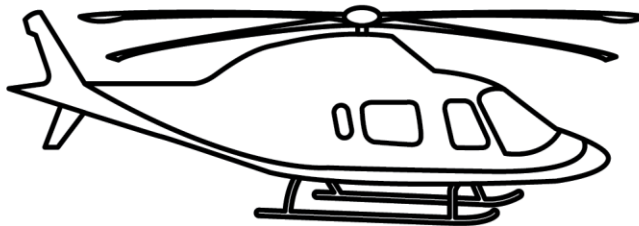


# The Longest and the Shortest

Name: \_\_\_\_\_

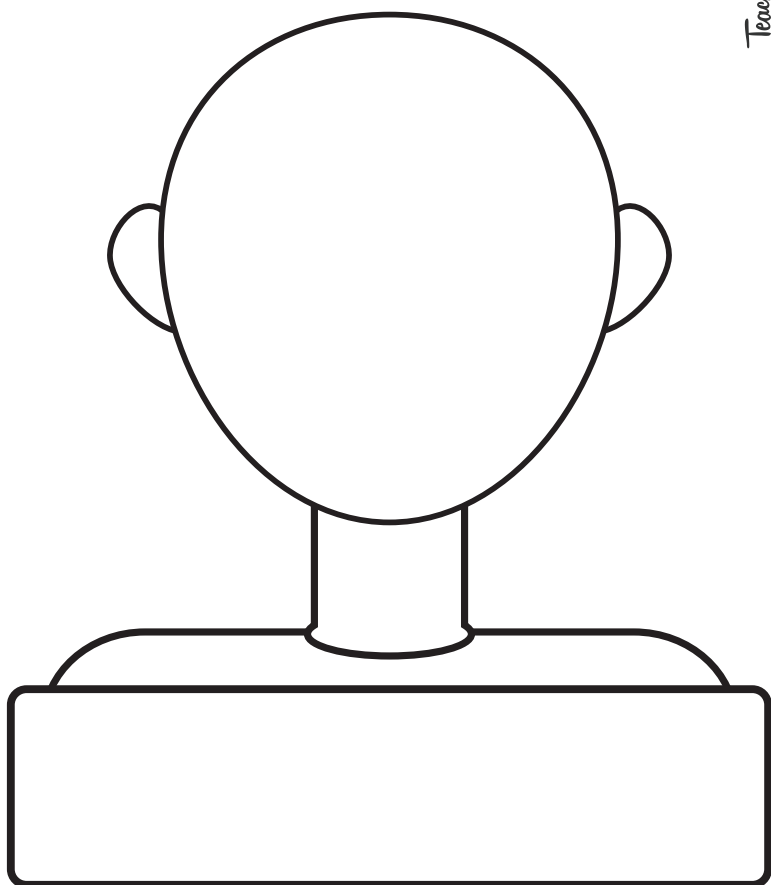
Teach 

Number the objects 1, 2, 3, 4, 5 in the order of shortest to longest.

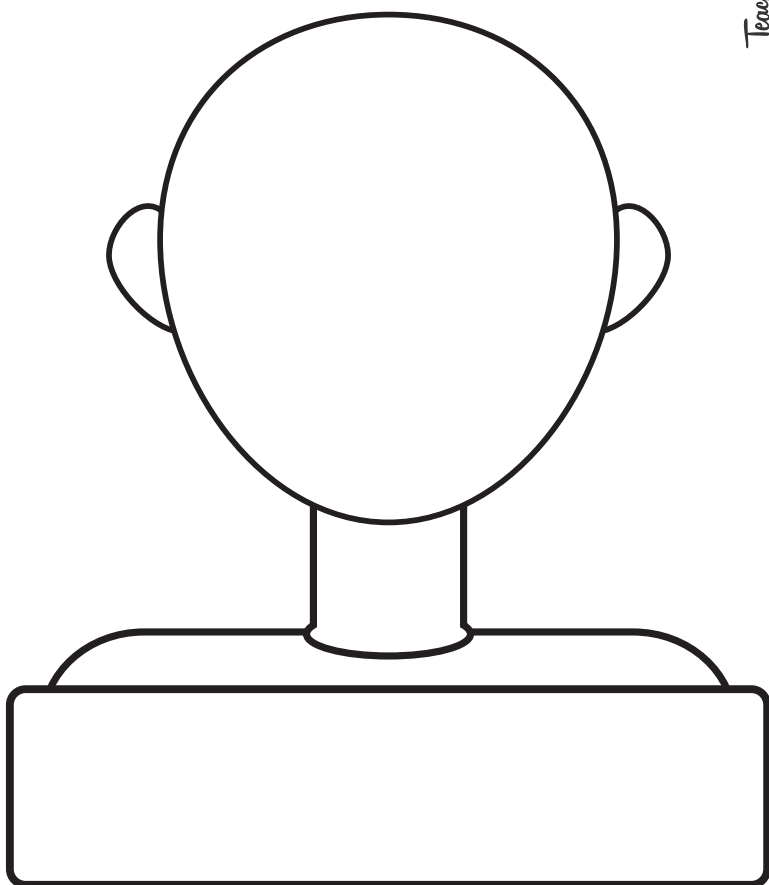
Colour the longest object  blue Colour the shortest object  red



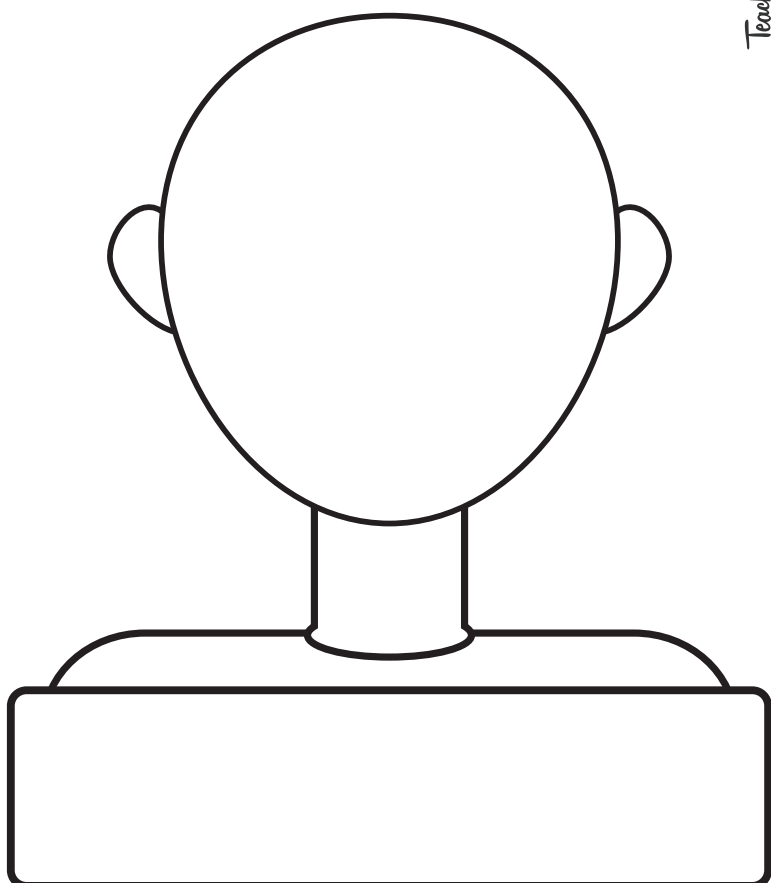
Teach THIS



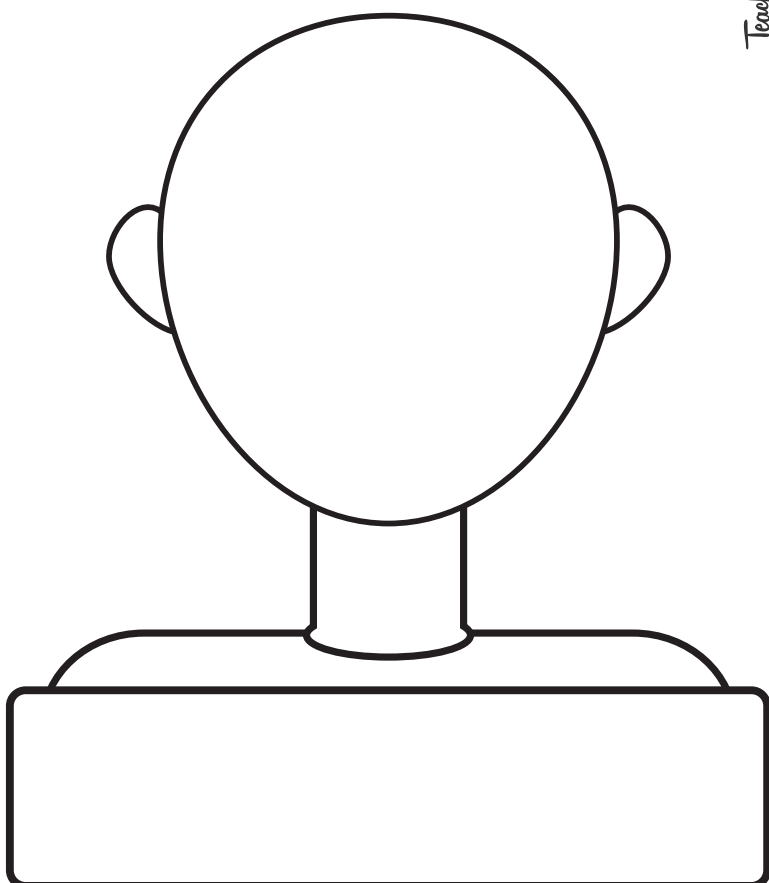
Teach THIS



Teach THIS



Teach THIS



*I*

*the*

*like*

*and*

*said*

*can*

*see*

*is*

*a*

*we*

*so*

*she*

*he*

*by*

*some*

*have*

*be*

*was*

*only*

*old*

*an*

*to*

*am*

*are*

*for*

*you*

*come*

*here*

*go*

*no*

*little*

*down*



1	2	3
4	5	6
7	8	9
10	11	12
13	14	15
16	17	18
19	20	0