

Week 8

Monday	30/8
Phonics- Yy Letter wheel	
Sight word sheet- what	
Writing- The Once-ler	
Number sheets- Matching	
History	


Wednesday	1/9
Phonics- Qu Activity sheet	
Sight word- why	
Writing- Land of the Lorax	
Number sheets- Shapes	
Science	

Friday	3/9
Phonics- Bb Worksheet	
Sight word- Revision	
Writing- Bar-ba-loot	
Number sheets- Roll a Frog	
CAPA	

Tuesday	31/8
Phonics- Zz Colouring	
Sight word- when	
Writing- Truffula Tree	
Number sheet- Sorting Data	
STEM	

Thursday	2/9
Phonics- Hh Worksheet	
Sight word- where	
Writing- Design a machine	
Number sheets- Less and More	
Art	

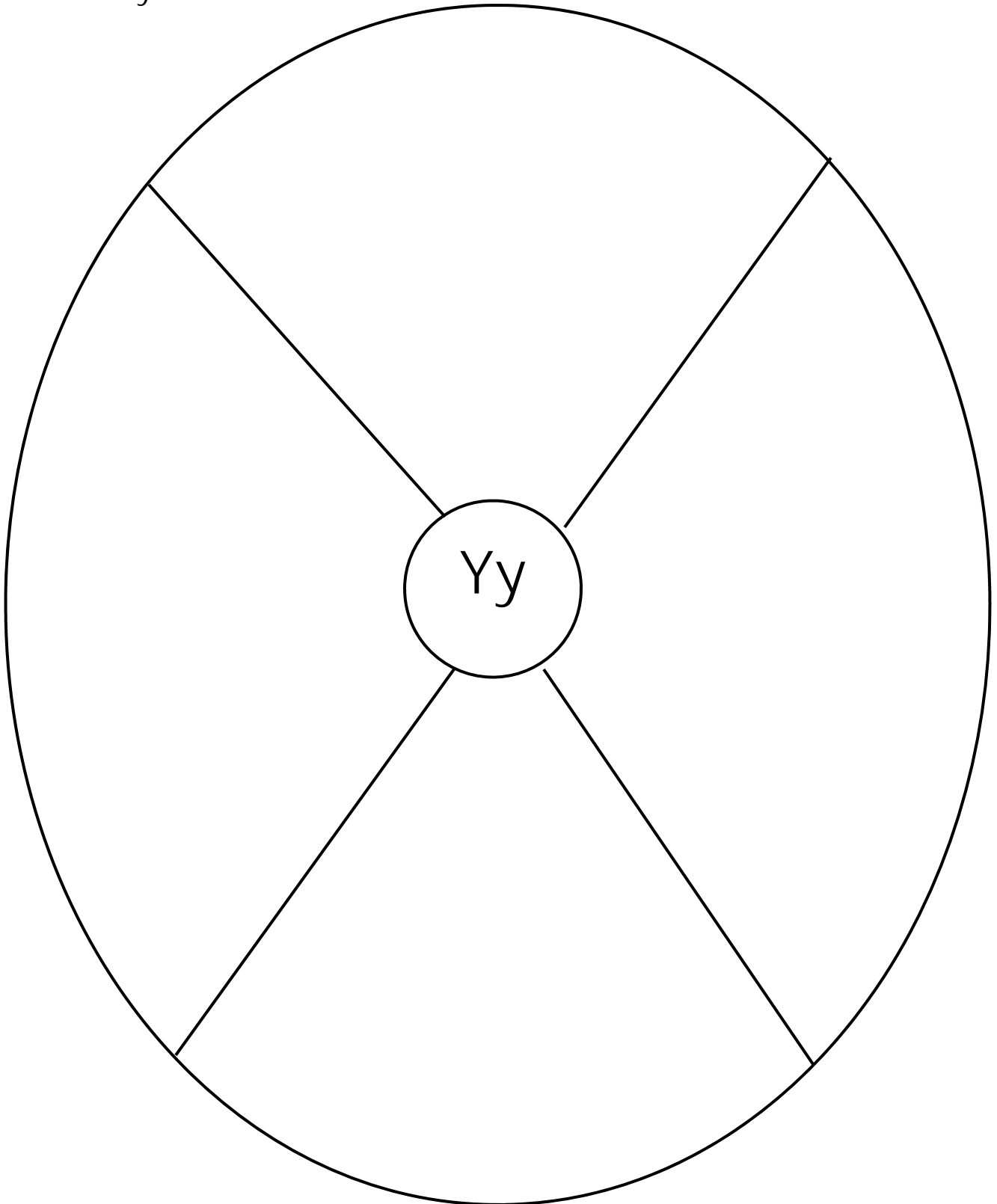
Monday



Name _____

The letter Yy

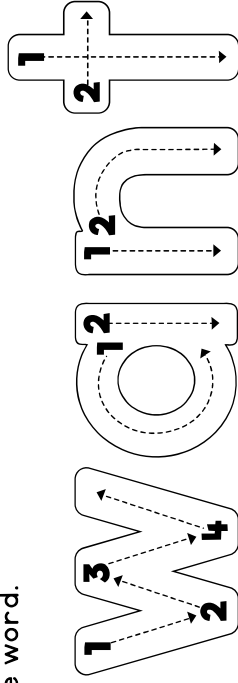
Print 'y' words or draw pictures that begin with the letter 'y' in the letter wheel.



Read the word.

want

Trace the word.



Write the word.

Decorate the word.

want

Fill in the missing letters.

w		n	
---	--	---	--

	a		t
--	---	--	---




Find the word and circle it.

want want came

good this want

have must with

Color in the letters needed to make the word.







The Once-ler

We don't see the Once-ler in the story. Draw a picture of what you think it looks like and label its parts.

LESSON 2.1

GLUE THE MATCHING PICTURES ONTO THEIR LIKE PICTURE.



alike




alike

I can recognize items as the
same and different.

LESSON 2.4

CUT OUT THE LARGE SHAPES AND GLUE INTO NOTEBOOK. THEN, GLUE THE CORRESPONDING SHAPES ONTO THE CORRECT SHAPE.

circles



rectangles


I can recognize and sort items by one attribute.

Tuesday




Name: _____ Date: _____

Colour the pictures that begin with a 'z' sound.



Name: _____

Super Sight Word:



Find and circle it

when *thank* *when*
were *when*
walk *think* *white*

Trace it

when
when

Color it 1=blue 2=purple
3=yellow 4=brown

when

Highlight it

when	when	stop	were
walk	then	when	when
when	four	when	know

Put it in a sentence

_____ can we go home?
_____ are you going?

Box it up

when

Build it


--	--	--	--




n w h e

Truffula Tree

Draw a picture of a Truffula tree. Write some words to describe the tree.

STUDENTS SHOULD GRAPH THE ANIMALS AND THEN WRITE HOW MANY OF EACH. HAVE STUDENTS CIRCLE THE ONE WITH THE MOST WITH A GREEN CRAYON AND THE LEAST WITH A RED CRAYON.



I can sort objects by their attributes and analyze the data.

Wednesday




Qu Phonics Activity Sheet

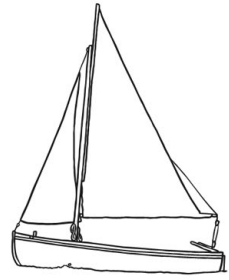
Find the things that start with the qu sound and draw a circle around them. Trace the letter **qu** where you see it. Colour the pictures.



queen




quack




ship



quiz



cow



goat




quill



coin



quick



why

Name: _____

Trace It

why

Rainbow Write It



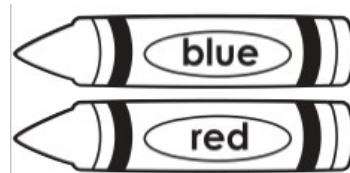
why

Read It

why

Friend that I read it to

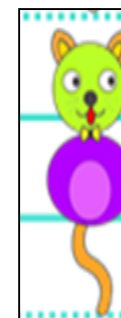
Colour It



consonants
vowels


why

Write It



Clap It

How many syllables?



1

2

3

Find It

big	why	us	why
why	big	little	you
little	why	big	going
no	why	little	girl
why	big	why	big
his	why	why	little

Read and Circle

Why are you crying?

Why does the rain fall?

Why are you hungry?

The Land of the Lorax

Before the Once-ler arrived

After the Once-ler arrived




Colour the Shapes

Name : _____

Teach **THIS**

1 side = red	3 sides = orange	4 sides = pink	5 sides = green
6 sides = blue	7 sides = purple	8 sides = yellow	10 sides = black



Thursday

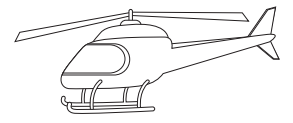



Name _____

Date _____

Hh Hh

Colour in the pictures starting with 'Hh'.



Draw a picture to match the sentence.

Harry the hippo is always happy.

Circle the sight words that start with 'h'.

he or her


am here go

him out be

Colour in the uppercase H's.

F	h	B	u	H	z	r
b	H	x	P	t	w	H

Write your own 'Hh' word in the hat.



Name _____

Sight Word Practice

where

Trace it.

where

Write it.

Build it.

--	--	--	--	--

Find it.

funny

three

where

funny

three

where

funny

three

where

funny

three

where

Use it.

r

w

g

h

e

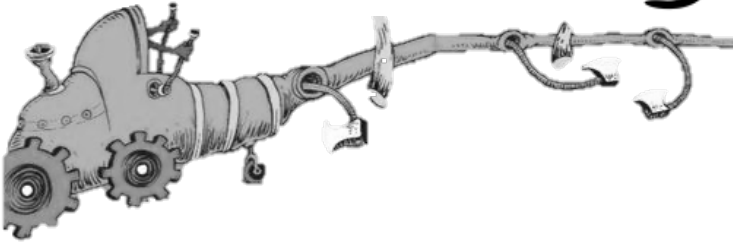
t

n

e

y

Design a Machine



Design a machine to make your life easier. Label the parts of the machine and think about some onomatopoeia words to describe the sounds it makes.

less and more

Cut and paste the pictures to show 'less' and 'more' capacity.

Teach 

less



more




less





more



less



more



Friday



Bb


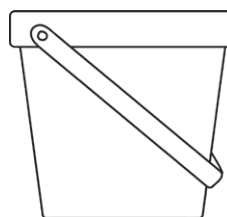





B B B B B B B

b b b b b b b

Find and circle the letter Bb.

b G D B C o d G d B o
d d a D b C a d
o C g b d g a G b d

Colour the pictures that begin with a Bb.



Barb-ba-loots

Label and colour the Barb-ba-loot




It lives _____

Describe the Barb-ba-loot

It is _____

It has _____

It likes to eat _____



Roll a Frog

For leap year

Roll a dice to see which part to draw onto your frog.
Race your friends and for an extra challenge, only draw 1 eye, or leg at a time when you roll a 2, 4, or 6.



Tongue



Lose Your Turn



Roll Again



Front Legs



Back Legs



Eyes

