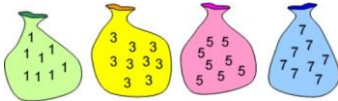
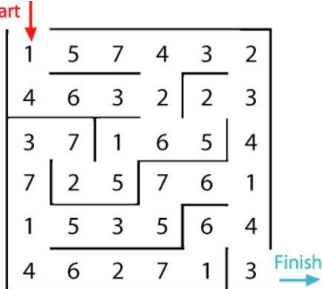



# Raymond Terrace Public School

## Week 8 of Term 3 - At Home Learning Unit

	Monday	Tuesday	Wednesday	Thursday	Friday
<b>Morning</b>	<p><b>English</b> <b>Prior Knowledge</b> We are looking at a book that mixes imagery and dreamtime this week. Can you tell me what both of those are and mean to you?</p> <p><b>Read/View</b> 'Malu Kangaroo' by Judith Morecroft &amp; Bronwyn Bancroft on YouTube (if possible) <a href="https://www.youtube.com/watch?v=oHSe4rWfCP4">https://www.youtube.com/watch?v=oHSe4rWfCP4</a></p> <p>Answer these questions:</p> <ul style="list-style-type: none"> <li>• What do you notice about the drawings and images?</li> <li>• What makes this story dreamtime? Can you think of any other dreamtime stories?</li> </ul> <p><b>Read</b> a book of your choice or watch a story from storyline online <a href="https://storylineonline.net/">https://storylineonline.net/</a></p> <p><b>Write</b> a short summary of the book you read or viewed today.</p>	<p><b>English</b> <b>Read/View</b> 'Malu Kangaroo' by Judith Morecroft &amp; Bronwyn Bancroft on YouTube (if possible) <a href="https://www.youtube.com/watch?v=oHSe4rWfCP4">https://www.youtube.com/watch?v=oHSe4rWfCP4</a></p> <p>Answer these questions:</p> <ul style="list-style-type: none"> <li>• Why do you think this book was written? What is it trying to teach us?</li> <li>• What is your opinion on this story? Can you think of any other Australian books with Australian animals?</li> </ul> <p><b>Read</b> a book of your choice or watch a story from storyline online <a href="https://storylineonline.net/">https://storylineonline.net/</a></p> <ul style="list-style-type: none"> <li>• What was the story about?</li> </ul> <p><b>Write/Plan</b> Today you will make list of different Australian animals <b>you like</b> and write down some activities they might do, even if you would never find them doing it in real life (Like a kangaroo surfing!).</p>	<p><b>English</b> <b>Read/View</b> 'Malu Kangaroo' by Judith Morecroft &amp; Bronwyn Bancroft on YouTube (if possible) <a href="https://www.youtube.com/watch?v=oHSe4rWfCP4">https://www.youtube.com/watch?v=oHSe4rWfCP4</a></p> <p>Imagery includes figurative language devices like similes. Similes are used to create a more vivid description in a text, by comparing two things that are not the same. For example, "Her cheeks are <b>like</b> roses." Can you spot any in the book? <b>Write</b> some down.</p> <p>Now <b>draw</b> your own a photo of an Australian animal having fun and doing something interesting in your book.</p> <p><b>Read</b> a book of your choice or watch a story from storyline online <a href="https://storylineonline.net/">https://storylineonline.net/</a></p> <ul style="list-style-type: none"> <li>• What was the story about?</li> </ul> <p><b>Write/Plan/Draft</b> Pick an Australian animal you would like to draw and write about and what they will be doing in your drawing. Can you think of any similes you could use in your description?</p>	<p><b>English</b> <b>Read/View</b> 'Malu Kangaroo' by Judith Morecroft &amp; Bronwyn Bancroft on YouTube (if possible) <a href="https://www.youtube.com/watch?v=oHSe4rWfCP4">https://www.youtube.com/watch?v=oHSe4rWfCP4</a></p> <p>Descriptive words (also known as adjectives) are also used to create more vivid and interesting descriptions for readers. There are many throughout the book. <b>Write</b> down as many descriptive words as you can from the book! <b>Try and think</b> of some of your own that you could use to describe your own Australian animal and <b>write</b> them too.</p> <p><b>Read</b> a book of your choice or watch a story from storyline online <a href="https://storylineonline.net/">https://storylineonline.net/</a></p> <ul style="list-style-type: none"> <li>• What was the story about?</li> </ul> <p><b>Write/Draft</b> Now it's time for you to re-draw your Australian animal on a blank page and write your description! Your description should include Who, What, Where, When, how and use some similes and adjectives.</p>	<p><b>English</b> <b>Read/View</b> 'Malu Kangaroo' by Judith Morecroft &amp; Bronwyn Bancroft on YouTube (if possible) <a href="https://www.youtube.com/watch?v=oHSe4rWfCP4">https://www.youtube.com/watch?v=oHSe4rWfCP4</a></p> <p>After looking at the book for the last time, answer these questions:</p> <ul style="list-style-type: none"> <li>• Did you like it or not? Why?</li> <li>• What did you like about the artwork?</li> <li>• Do you think this story would make sense without the writing? Why?</li> </ul> <p><b>Read</b> a book of your choice or watch a story from storyline online <a href="https://storylineonline.net/">https://storylineonline.net/</a></p> <ul style="list-style-type: none"> <li>• What was the story about?</li> </ul> <p><b>Write/Publish</b> Check your writing for:</p> <ul style="list-style-type: none"> <li><input type="checkbox"/> Punctuation</li> <li><input type="checkbox"/> Capital Letters</li> <li><input type="checkbox"/> Spelling</li> <li><input type="checkbox"/> Clear Handwriting</li> </ul> <p>Add any touch-ups to your drawing.</p>
<b>Fruit Break</b>	<b>Fruit break</b>	<b>Fruit break</b>	<b>Fruit break</b>	<b>Fruit break</b>	<b>Fruit break</b>

<p><b>Middle</b></p>	<p><b>Mathematics Number Talk</b></p> <p>Use as many strategies as you can to show how you solve this multiplication problem.</p> <p style="text-align: center;"><b>62 x 2</b></p> <p><b>Financial Literacy (Extension Maths)</b> Complete Task 1 of the Financial Literacy Project.</p>	<p><b>Mathematics Number Talk</b></p> <p>You have 4 bags with 1s, 3s, 5s and 7s. Can you use 10 numbers from the bags that adds up to 37?</p>  <p>How many different combinations of 10 numbers can make 37?</p> <p><b>Financial Literacy (Extension Maths)</b> Complete Task 2 of the Financial Literacy Project.</p>	<p><b>Mathematics Number Talk</b></p> <p>Using the most efficient strategy you know, solve the 3 digit addition problem.</p> <p style="text-align: center;"><b>345 + 130</b></p> <p>Show all the different strategies you can use to solve this problem.</p> <p>What was the most efficient strategy you used? Why was it the best strategy for you?</p> <p><b>Financial Literacy (Extension Maths)</b> Complete Task 3 of the Financial Literacy Project.</p>	<p><b>Mathematics Number Talk</b></p> <p>Target number: <b>50</b></p> <p>Can you make the target number? You can use the numbers in any order and apply any operation, but all numbers must be used.</p> <p style="text-align: center;"><b>9 9 9 9 2</b></p> <p><i>Remember the operations you can use are addition, subtraction, multiplication and division.</i></p> <p><b>Financial Literacy (Extension Maths)</b> Complete Task 4 of the Financial Literacy Project.</p>	<p><b>Mathematics Number Talk</b></p> <p>You have to move through the maze and add the numbers as you go. You can only go over each number once.</p>  <p>Can you get to the end of the maze and only have 100?</p> <p>What's the highest number you can get to at the end?</p> <p><b>Financial Literacy (Extension Maths)</b> Complete Task 5 of the Financial Literacy Project.</p>
<p><b>Recess</b></p>	<p><b>Recess</b></p>	<p><b>Recess</b></p>	<p><b>Recess</b></p>	<p><b>Recess</b></p>	<p><b>Recess</b></p>

<p><b>Afternoon</b></p>	<p><b>Geography</b></p> <p>Fill in table from task 1 Geography with different things tourists can do at Mt. Kosciusko National Park with illustrations (drawings). Fill in at least 6 parts of the table. Examples: Mountain bike riding Horse riding Skiing</p> <p>Make a list of the different things you <b>can't</b> do at Mt Kosciusko National Park. Write at least 3 things down. Examples: You can't live there You can't have pets</p> <p>Extension: Write down why you think Mt. Kosciusko National Park is a National Park. What is its purpose?</p>	<p><b>Science</b></p> <p>We have been looking at living things in Science. With a family member or partner, play the game "20 Questions." Choose a category. "I'm thinking of a [category such as, animal]." Remember questions can only be answered using yes or no. Now make a list of 10-15 different objects, living and non-living. Once you write the list, organise them into groups depending on where they're from/what they are such as toys, clothing, pantry items, leaves, animals etc. Now for some Science fun: Watch this video on making Paper Airplanes from Science Show for Kids (if possible): <a href="https://youtu.be/7KPaxKUDj6I">https://youtu.be/7KPaxKUDj6I</a> Or you can design your own plane (see the design idea on the last page of this unit)</p> <ul style="list-style-type: none"> <li>• What does your paper plane look like?</li> <li>• How far did it travel?</li> <li>• What can you do to make it fly further?</li> <li>• What forces did you use to make it fly?</li> <li>• Try different designs</li> </ul>	<p><b>Geography</b></p> <p>Make a poster for tourists advertising why they should visit Mt. Kosciusko National Park. Make sure it is interesting and colourful to catch people's eyes and include at least 4 fun activities tourists might want to do.</p> <p>Activity examples: Mountain bike riding Horse riding Skiing</p>	<p><b>Sport</b></p> <p>The following video has some exercises you can do at home. Follow along and have fun.</p> <p> Kids Home Exercises: ...</p> <p><a href="https://www.youtube.com/watch?v=L-8wW40jTzc">https://www.youtube.com/watch?v=L-8wW40jTzc</a></p> <p>Don't forget to drink water!</p> <p>If you can't access video you can complete these exercises.</p> <ol style="list-style-type: none"> <li>1. 10 star jumps</li> <li>2. 10 sit ups</li> <li>3. 10 push ups</li> <li>4. 10 touching toes</li> <li>5. running on the spot for 30 seconds</li> <li>6. If you can repeat all exercises.</li> </ol>	<p><b>Creative Arts</b></p> <p>You have been learning about Australia through Geography and English ("Are We There Yet?" text), and the different places people can visit and what they can do there. <b>Choose one place/landmark</b> that you have discovered or know from anywhere in Australia and <b>create an artwork</b> to show that place/landmark. You can use paint, pencils, collage from magazines or even use 2D shapes. Some examples of places/landmarks are The Pinnacles Mt. Kosciusko National Park Uluru Great Barrier Reef Great Australian Bight Surfers Paradise Wave Rock Twelve Apostles Blue Mountains</p>
-------------------------	---	---	---	---	--

---

## Money Project

# Business Business Business

You are in charge of a very special place. You have decided that you want to open your own clothes shop but it's a big job and you must do all the planning and creative parts for your business. You will have to do the following tasks so that you are ready to launch your very exciting business.



### Task 1:

Your first task is to officially start your business. You first need to decide on a name for your shop. You need to have a very good name that you really like. Try and make it as creative as you can. Every business needs an amazing logo. Once you have chosen a name, now you need to design a logo for your business. Draw your logo on a piece of paper, make it as creative and colourful as you can. Remember that logos should show what your business is called and should represent you.

A logo is a picture that shows what your shop is all about, for example KFC has a logo that is in the shape of a bucket of chicken →



### Task 2:

Now that you have named your business and created a logo you need to put on your items that your business is going to sell to everyone. You will need to pick 3 of the items that you will sell in your business. There are templates of the things that you can sell in your shop below. You need to pick 3 items that you are going to sell and you will need to draw your logo on each of the items so that they are ready to be sold.

Once you have chosen your items and put your fantastic design on them, you then need to decide how much you are going to sell them for. When you decide to sell something, you have to add more money to the cost price so that you make a profit for your business. For your store you need to look at the cost price and find half of the cost price and add it. I have put an example below for you.

#### EXAMPLE:

- Cost price of making a scarf is \$10
- I need to find half of \$10 which is \$5
- Next I need to add the two together  $\$10 + \$5 = \$15$
- So I will sell the scarf for \$15 and I will be making \$5 as my profit every time I sell one scarf.
- I have included a table on the next page for you to fill in with all your information for your business.

Item	Cost Price	Working out	Final Price
Miss Abrego's Scarf	\$10	$\$10 + \$5 =$	\$15

**Task 3: (Have a go and do as much as you can, the problems get harder and harder)**

You have some scenarios in the table below. You need to carefully read the scenarios that have happened in your business. You will need to think mathematically to solve the scenarios.

<p><b>Scenario 1:</b> A customer walked into your shop and they had \$150 to spend. They want to spend all their money in your shop. Write what items they could buy and how many of each item they can buy with their money. Make sure to show your working out.</p>	
<p><b>Scenario 2:</b> Mrs Abel came into your store today and she was very excited, she had \$560 to spend in your store. She wants to buy as much as she can of each of your items. Can you please work out how many of your items Mrs Abel can buy today?</p>	
<p><b>Scenario 3</b> You are very lucky, Mr Price discovered that you own a shop that sells clothes and he wants to buy all the teachers matching outfits from your store. He has \$1000 to spend. Can you work out how many of your items from your store he can buy with his money. Remember he is buying one of each item for the teachers so there needs to be the same number of each item.</p>	

---

**Task 4:**

Since your business is so successful, I want you to think about ways of making the most of your products. Have a look at the questions below and answer as many of them as you can.

1. Which item would you need to sell the most to make \$1000? Why?
2. Which item would raise the most funds, based on cost and quantity sold? How do you know?
3. Which item do you predict would be most popular with customers? Why?
4. What would you do to make people come to your shop?
5. What is something you like about creating your own shop?
6. Would you start your own business in real life? Why or why not?

**Task 5:**

Now that we have done all the other important tasks for your exciting new business, you now need to be creative again. Your job now is to make posters and advertisements telling people about your clothes and making them want to buy lots of new items from your shop. You can be as creative as you like, you could do an ad to appear in the newspaper or magazines, you could create a commercial for TV or radio. Have a go!

**Geography task 1 table – Monday activity**


# Paper Airplane Design Idea (Tuesday's Science Task)

