


Raymond Terrace Public School

Stage 1 - Year 1

Term 3 Week 7

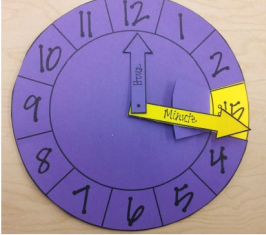
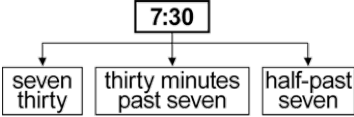
	Monday	Tuesday	Wednesday	Thursday	Friday
Task					
Morning	<p>English <u>Speaking and Listening</u> Predicting: Before listening to 'Diary of a BABY wombat' have a look at the front cover. Write or draw about what you think the story is about. Tell a family member about what your predictions.</p> 	<p>English <u>Reading</u> Listen to 'Diary of a BABY wombat'. Here is the link: https://www.youtube.com/watch?v=Vhdn4ENXt18</p> <p><u>Speaking and Listening</u> Predicting: Review your predictions for yesterday. Where your predictions right or did they change? Write or draw how your predictions changed. Tell a family member about it.</p>	<p>English <u>Reading</u> Listen to 'Diary of a BABY wombat'. Here is the link: https://www.youtube.com/watch?v=Vhdn4ENXt18</p> <p><u>Speaking and Listening</u> Connecting: Write this down and fill in the gaps.</p> <p>When I read the part about It reminds me of</p>	<p>English <u>Reading</u> Listen to 'Diary of a BABY wombat'. Here is the link: https://www.youtube.com/watch?v=Vhdn4ENXt18</p> <p><u>Speaking and Listening</u> Questioning: Write down three questions you would like to ask the baby wombat.</p>	<p>English <u>Reading</u> Listen to 'Diary of a BABY wombat'. Here is the link: https://www.youtube.com/watch?v=Vhdn4ENXt18</p> <p><u>Speaking and Listening</u> Questioning: Write down three questions you would like to ask the author.</p>

	<p><u>Reading</u> Listen to 'Diary of a baby wombat'. Here is the link: https://www.youtube.com/watch?v=Vhdn4ENXt18</p> <p><u>Writing</u> Over the next 2 weeks we will be writing an informative text on possums. We will be learning and writing a little bit each day.</p> <p>First up we are going to learn some 'general information' about possums. Watch the information slides (or read the first 2 paragraphs on the 1 page information sheet 'Possums'), highlight important information and discuss what you see and read with your family.</p> <p>Write these important words in your book as you wordbank: possum, marsupials, native, pouch, newborn, drink, brushtail, pygmy, branches, pencil</p>	<p><u>Writing</u></p> <p>Today we are focusing on 'clauses'</p> <p>Clauses: a clause is a complete message or thought that is expressed in words.</p> <p>A clause has a subject and a verb</p> <p>Write a list of facts about possums using independent clauses. Write 2-3 clauses (more if you want to challenge yourself):</p> <p>(egs)</p> <p>Possums are native to Australia.</p> <p>Possums can be big and small.</p> <p>Possums live in a tree.</p> <p>Possums keep their babies in their pouches.</p> <p>Possums are marsupials.</p> <p>Baby possums drink milk.</p>	<p><u>Writing</u></p> <p>Using our sentences from yesterday we will be writing a paragraph about the general information on possums. Write your heading and then your paragraph underneath it.</p> <p>We will be using simple sentences in this paragraph.</p> <p>Paragraph: a paragraph is used to organise ideas. A paragraph is 4-5 sentences.</p> <p>Wordbank: possum, marsupials, native, pouch, newborn, drink, brushtail, pygmy, branches, pencil</p> <p>An example paragraph:</p> <p><u>General information</u></p> <p>Possums are native to Australia. They can be big and small. Possums live in a tree. Possums keep their babies in their pouches. They are marsupials. Baby possums drink milk.</p>	<p><u>Writing</u></p> <p>Read information slides (or printed out version of info) on paragraph 2: habitat. Highlight important pieces of information.</p> <p>Go for a walk into your backyard, or down the back and look for big gum trees that may have a hollow, or branches that a possum could possibly live in. Can you maybe find somewhere else? (shed roof etc). Discuss the trees where they may live and why.</p> <p>Chat with your family about what you found (from information read and walk).</p> <p>Write these important words in your book as you wordbank: bush, city, branches, hollows (states should be on wall from Possum Magic wordbanks).</p>	<p><u>Writing</u></p> <p>Commas are used to separate words in a list! Like if we want to list all of the states where possums live then we need to separate them with a comma.</p> <p>Let's use all of our information about habitat that we learnt yesterday to write a paragraph about the possum's habitat.</p> <p>An example paragraph:</p> <p><u>Habitat:</u></p> <p>Possums live in the bush and possums live in the city. They like to live in tree branches and hollows however they also live in shed roofs as well! Possums have their babies in the tree hollows so they raise their families in the hollows as well. Possums can be found in all states of Australia. They live in NSW, Victoria, Queensland, Western Australia, South Australia, the Northern Territory, Tasmania and the ACT.</p>
--	---	--	---	---	--








	<p><u>Check:</u></p> <ul style="list-style-type: none"> • Have you spelt your wordbank words correctly? 	<p><u>Check:</u></p> <ul style="list-style-type: none"> • Have you written 3 clauses about possums? 	<p><u>Check:</u></p> <ul style="list-style-type: none"> • Have you spelt your wordbank words correctly? • Have you written 4-5 sentences? • Do you have finger spaces, neat writing, capital letters and full stops? 	<p><u>Check:</u></p> <ul style="list-style-type: none"> • Did you chat with your family about possum habitat? • Are your wordbank words spelt correctly? 	<p><u>Check:</u></p> <ul style="list-style-type: none"> • Did you use commas to separate your list? • Does your paragraph have 4-5 sentences in it? • Are your wordbank words spelt correctly? • Do you have finger spaces, neat writing, capital letters and full stops?
--	---	---	--	---	--

Break

<p>Middle</p>	<p>Mathematics Time</p> <p>Watch the clip to learn how to tell the time to the HOUR. https://www.youtube.com/watch?v=HrxZWNu72WI</p> <p>Create a mind map. Put the word Time in a bubble in the middle of your page. Then around it, write down some words that describe what you learnt about analog and digital clocks. e.g.</p> <ul style="list-style-type: none"> - analog clock - digital clock - hour hand - minute hand - numbers 1 to 12 - o'clock - half past - telling time – look at the hour hand first. <p>Complete 'Telling time on the Hour' activity on Seesaw.</p> <p>Or complete 'Tell the Time: Write the Time (Hour)' worksheet in your pack.</p>	<p>Mathematics Time</p> <p>Sing along with Jack Hartman and learn about the analog clock. https://www.youtube.com/watch?v=tEmg914-9xY</p> <p>Complete 'Build a clock' activity using the sheets and split pin in your work pack.</p>  <p>Once you have made your clock get a family member to tell you a time to the hour (eg. 3 o'clock). You must make this on your clock.</p> <p>Then record what you have made in your book. Draw the analog clock and write the time next to it.</p> <ul style="list-style-type: none"> - 3 o'clock - 3:00 	<p>Mathematics Time</p> <p>Watch the clip to learn how to tell time to the HALF HOUR. https://www.youtube.com/watch?v=rRayvaGluMY</p> <p>Complete 'Telling the time: (Hour and Half Hour)' activity on Seesaw.</p> <p>Or complete 'Tell the Time: Write the Time (Hour and Half Hour)' worksheet in your pack.</p> <p>Challenge: Get the analog clock you made yesterday and get your family member to tell you a time either to the hour or half hour. You must make that time on your clock.</p>	<p>Mathematics Time</p> <p>Get active and Move with Jack Hartman. Watch the clip below. https://www.youtube.com/watch?v=UvcqVGEMGbY</p> <p>Play "Stop the Clock" game against a family member to find the time CHAMPION! Click on the link below and read instruction on the website to learn the rules of the game. https://nrich.maths.org/6071</p> <p>Expressing time in multiple ways. There is more than one way to write time.</p>  <p>In your books write the following times in 3 different ways. You can copy the format from the picture above.</p> <ul style="list-style-type: none"> - 2:30 - 5:30 - 6:30 - 10:30 	<p>Mathematics Time</p> <p>Write down these events in the correct order and write next to them the time you would do it (e.g. Eat breakfast at 6:30am, School finishes at 3:00pm.)</p> <ul style="list-style-type: none"> - Eating lunch - Read a book - Shower - Get out of bed - Go for a walk - Complete schoolwork <p>Challenge: Can you now draw the time of each event as an analogy clock?</p>
----------------------	---	---	--	---	--

Break


<p>Afternoon</p>	<p>PDHPE Create a family dance about Australian Animals. Each family member must decide on an Australia and move around to show that animal.</p> <p>Creative Arts</p>  <p>Find a paper plate.</p> <p>Colour in or paint your paper plate and your printed out 'paper plate art' possum. Cut out your template and create your possum!</p> <p>You could even stick cotton balls onto his belly?!</p>	<p>PDHPE Grab a skipping rope and skip for 2 minutes. If you don't have one pretend.</p> <p>Playful Learning/Science</p> <p>Design, make and write a procedure for a 3D food animal. Use toothpicks and a variety of fruit and veggies to create your character. Remember to give your character a name before you eat it!</p>	<p>PDHPE Workout Wednesday! See if you can complete all these activities in 2 minutes. 10 Star jumps 10 Squats 10 Lunges 10 Sit ups</p> <p>Science</p> <p>Keep a diary of everything your pet eats and drinks over a week. What do you notice? Do they need the same things we do? (food, water, sleep, sunlight).</p>  <p>Or</p> <p>Replant celery, potatoes or shallots in the garden. What other vegetables can you do this with?</p>	<p>PDHPE Yoga Time! Use the link below for some cosmic kids' yoga. https://www.youtube.com/watch?v=QM8NjfCfOg0</p> <p>Or do some of the moves in the picture below.</p>  <p>PDHPE Select a movement skill.</p> <ul style="list-style-type: none"> • Heel and toe walks • Frog jumps • Bear walks • Superman <p>Draw and write instructions on how to perform a skill to teach a student in Kindergarten. Think about how you would carefully explain how to do the skill.</p>	<p>PDHPE Challenge: How long can you run or jog on the spot for? Time yourself and let your teachers know how you went.</p> <p>Science What do plants need to survive?</p> <p>If possible, watch this video: https://www.youtube.com/watch?v=qIRR-VdIP1M</p> <p>Write down 5 things plants need to survive.</p>  <p>Or</p> <p>Use a seed from a fruit you have eaten and replant it in your backyard. Keep a diary of what you notice each day! Use the regrown fruit in a yummy fruit salad!</p> 
-------------------------	--	---	--	--	--



Year 1- Term 3 Week 8

	Monday	Tuesday	Wednesday	Thursday	Friday
Task					
Morning	<p>English Reading Listen to 'Wombat Stew'. Here is the link: https://www.youtube.com/watch?v=ZFb6gP7mZZo</p> <p>Speaking and Listening Monitoring: When you see the following words do you know what they mean? Can you look at the pictures for clues? Can you look them up in a dictionary or search on Google? Write down their definitions.</p> <p>ambling, billabong, billycan, ironbarks, boasted</p>	<p>English Reading Listen to 'Wombat Stew'. Here is the link: https://www.youtube.com/watch?v=ZFb6gP7mZZo</p> <p>Speaking and Listening Wombat Stew has a lot of rhyme in the story. Can you find the rhyming words and tell a family member?</p> <p>Make you own version of the song for one of the other characters: Kookaburra cake, Emu soup or Platypus pie.</p> <p>Example: Platypus pie, Platypus pie, Hot and tasty, Crunchy pastry, Platypus pie!</p>	<p>English Reading Listen to 'Wombat Stew'. Here is the link: https://www.youtube.com/watch?v=ZFb6gP7mZZo</p> <p>Speaking and Listening Alliteration is the repetition of the first letter in a group of words e.g. The tiger ate a tray of tasty tacos.</p> <p>Can you find and write down the alliteration used in Wombat Stew?</p>	<p>English Reading Listen to 'Wombat Stew'. Here is the link: https://www.youtube.com/watch?v=ZFb6gP7mZZo</p> <p>Speaking and Listening Verbs are an action word. Something you can do e.g. jump, cook, speak, swim.</p> <p>Can you find and write down the verbs used in Wombat Stew?</p>	<p>English Reading Listen to 'Wombat Stew'. Here is the link: https://www.youtube.com/watch?v=ZFb6gP7mZZo</p> <p>Speaking and Listening Discuss the following questions with a family member.</p> <ul style="list-style-type: none"> - What do you notice about the animals? - What are the animals feeling? Look at their body and facial expressions. - When did you know the bush animals were tricking dingo? - Was he a very clever Dingo? Why/Why not?



<p><u>Writing</u> Read the final paragraph on 'diet'. Highlight important parts of text.</p> <p>Talk with your families about the food that possums eat. Can we eat this food?</p> <p>Feel like a morning tea break?! Cut up some fruit and vegetables and sample from possum food!</p> <p>Do you want to eat some grubs or gum leaves? NO WAY! This is possum food!</p> <p>Write these important words in your book as you wordbank: nocturnal, hunt, night, sleep, poisonous, animals, insects, flowers, fruit, vegetable, worms.</p>	<p><u>Writing</u> Today will write our final paragraph on 'diet'.</p> <p>Wordbank: nocturnal, hunt, night, sleep, poisonous, animals, insects, flowers, fruit, vegetable, worms.</p> <p>Write your final paragraph using the information you've learnt. Don't forget to use commas to separate your list.</p> <p>Example paragraph: Diet Possums are nocturnal creatures which means that they hunt at night to eat food. They sleep during the day as they are tired from their night time hunting. Possums eat a variety of food which is often poisonous towards other animals. Possums eat insects, baby birds, flowers, fruit, worms and eggs.</p>	<p><u>Writing</u> Today we are going to start the publishing of our work!</p> <p>On the piece of lined paper, start to copy out your first 2 paragraphs on 'general information and habitat.</p> <p><u>Check: is your good copy:</u></p> <ul style="list-style-type: none"> • Neat • Finger spaces, letters formed correctly • Has paragraphs and headings underlined • Words spelt correctly 	<p><u>Writing</u> Today we are going to continue with our publishing! Copy out your 3rd paragraph on diet.</p> <p><u>Check: is your good copy:</u></p> <ul style="list-style-type: none"> • Neat • Finger spaces, letters formed correctly • Has paragraphs and headings underlined • Words spelt correctly 	<p><u>Writing</u> Colour in the possum labelled 'published writing'.</p> <p>Cut it out</p> <p>Stick your writing underneath it and hang it up in your house!</p>  <p>Well done!</p> <p><u>Check: is your good copy:</u></p> <ul style="list-style-type: none"> • Neat (writing and colouring) • Finger spaces, letters formed correctly • Has paragraphs and headings underlined
--	--	--	---	---





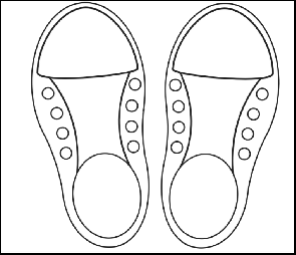
	<p><u>Check:</u></p> <ul style="list-style-type: none">• Did you talk about the diet of a possum with your family?• Are your wordbank words spelt correctly?	<p><u>Check:</u></p> <ul style="list-style-type: none">• Did you use commas to separate your list?• Does your paragraph have 4-5 sentences in it?• Are your wordbank words spelt correctly?• Do you have finger spaces, neat writing, capital letters and full stops?			<ul style="list-style-type: none">• Words spelt correctly
Break					



<p>Middle</p>	<p>Mathematics Chance Watch this clip to learn about chance! https://www.youtube.com/watch?v=1HbMzUm2IM8</p> <p>Write down some of the language you heard to describe chance e.g.</p> <ul style="list-style-type: none"> - Likely - Unlikely - Possible - Impossible - Certain - Uncertain - Might happen - Will happen - Won't happen 	<p>Mathematics Chance Watch this clip https://www.youtube.com/watch?v=TedbpetzBE</p> <p>Complete 'Possible and Impossible' activity on Seesaw.</p> <p>Or write this table in your books and sort the following into the appropriate columns.</p> <table border="1" data-bbox="633 555 985 724"> <thead> <tr> <th>Possible</th> <th>Impossible</th> </tr> </thead> <tbody> <tr> <td style="height: 40px;"></td> <td style="height: 40px;"></td> </tr> </tbody> </table> <ul style="list-style-type: none"> - I will eat dinner tonight - I will fly to the moon today - A pig will fly - The sun will rise tomorrow - A crocodile will fly a plane - I will do my schoolwork today 	Possible	Impossible			<p>Mathematics Chance Warm up your brain with Jack Hartman. Click the link below. https://www.youtube.com/watch?v=JxaXmTokjql</p> <p>Complete the 'Outcomes of familiar events' A & B sheets in your work packs.</p> <p>Make sure you use your quality colouring in skills to make the picture look PRETTY!</p>	<p>Mathematics Chance Workout and Count! Click on the link below. https://www.youtube.com/watch?v=q_yUC1NCFkE</p> <p>Sort the following events into a table like the one below. Record in your book.</p> <table border="1" data-bbox="1404 496 1736 673"> <thead> <tr> <th>Likely</th> <th>Unlikely</th> </tr> </thead> <tbody> <tr> <td style="height: 60px;"></td> <td style="height: 60px;"></td> </tr> </tbody> </table> <ul style="list-style-type: none"> - I will do math today - It will snow this week - I will brush my teeth - My teacher will swim around the world - I will read a book - I will go to school - I will get out of my PJs - I will eat cake today 	Likely	Unlikely			<p>Mathematics Chance Let's Rap the Days of the months! Click on the link below. https://www.youtube.com/watch?v=bRU03b5Rt3s</p> <p>Come you with 4 of your own examples that:</p> <ol style="list-style-type: none"> 1. Might happen 2. Will happen 3. Won't happen
Possible	Impossible												
Likely	Unlikely												

Break



<p>Afternoon</p>	<p>PDHPE Challenge: How many lunges can you do in 2 minutes?</p> <p>PDHPE Who helps us to stay healthy and safe?</p> <p>Think about and draw 3 adults in the community who you can trust.</p> <p>How do they keep you safe?</p> <p>How do they support you?</p> 	<p>PDHPE Monkey Yoga! Use the link to do some cosmic kids' yoga. https://www.youtube.com/watch?v=ERqI6n-Th6M</p> <p>Or do some of the moves in the picture below.</p>  <p>Playful Learning</p> <p>Using LEGO, pasta or any resources you have at home, build a treehouse for you and your friends.</p> <p>What will a treehouse need? Draw and label your creation.</p> 	<p>PDHPE Wiggle and Workout Wednesday! Complete the just dance using the link below. https://www.youtube.com/watch?v=rO9iozuMwRE</p> <p>Or put on your favourite song and just rock out!</p> <p>Geography</p> <p>Local area- go for a walk with your family around your block. Take photos of the trees, street, houses and buildings that you see. When you get home, draw a map of the walk you just went on. Draw the streets and the houses, trees, buildings that you saw.</p> 	<p>PDHPE Help a family member do some cleaning. Take out the rubbish. Wash or pack away the dishes. Make your bed. Hang the clothes on the line.</p> <p>Make sure to send a picture of you doing your cleaner to your teacher.</p> <p>Creative Arts Go Go and the Silver Shoes</p> <p>Design your own pair of shoes.</p>  <p>Can you tie your shoelaces? Ask a family member to teach you how. If possible, you can also watch this video: https://www.youtube.com/watch?v=iKIB5UCrUrU</p>	<p>PDHPE Complete this 5-minute workout with 'The body coach'. Use the link below https://www.youtube.com/watch?v=d3LPrh10v-w&list=PLyCLOpd4VxBvPHOpzoEk5onAEbq40g2-k&index=3</p> <p>Or do 5 laps of bear crawls around your house.</p> <p>Science What living things do you have in and around your home? Think about plants and animals/insects.</p> <p>You might like to take a walk in your front or backyard.</p> <p>Think about what else you can add to the list.</p> <p>What living things do we have in our school garden?</p>
<p>End of day</p>					

