





Raymond Terrace Public School

Stage 1 – Year 2

	Monday 4 th October	Tuesday 5 th October	Wednesday 6 th October	Thursday 7 th October	Friday 8 th October						
Wellbeing Task	PUBLIC HOLIDAY	What is something nice you can do for your family today?	Take some time to listen to your favourite music today and relax.	Tidy up your toys today and make sure they are put away neatly.	Try to go for a walk today and get some fresh air.						
Morning		<p>Singing - Let It Go https://youtu.be/gS8nZ8p-xnU (If possible)</p> <p>English <u>Reading & Viewing</u> Click the link to view the story 'Window' by Jeanie Baker. https://www.youtube.com/watch?v=4JLVneJa1Is</p> <p><u>Speaking & Listening</u> Visualising: Imagine you were looking out this window. Tell a family member what you:</p> <ul style="list-style-type: none"> - See - Hear - Smell - Feel - Taste <p>See a bigger version of the picture on the resources page.</p> 	<p>Singing - Do Re Mi https://youtu.be/jp0opnxQ4rY (If possible)</p> <p>English <u>Reading & Viewing</u> Click the link to view the story 'Window' by Jeanie Baker. https://www.youtube.com/watch?v=4JLVneJa1Is</p> <p><u>Speaking & Listening</u> Connecting: Fill in the gaps to the passage below. Write it down in your book and tell a family member what you wrote.</p> <p>When I saw the part about it reminded me of</p> 	<p>Singing - Roar https://youtu.be/iqIFXcsoQEE (If possible)</p> <p>English <u>Reading & Viewing</u> Click the link to view the story 'Window' by Jeanie Baker. https://www.youtube.com/watch?v=4JLVneJa1Is</p> <p><u>Speaking & Listening</u> Questioning: Write down three questions you would like to ask the author 'Jeanie Baker'. Tell a family member what your questions are.</p> 	<p>Singing - One Small Voice https://youtu.be/zwlHi99vVHY (If possible)</p> <p>English <u>Reading & Viewing</u> Click the link to view the story 'Window' by Jeanie Baker. https://www.youtube.com/watch?v=4JLVneJa1Is</p> <p><u>Speaking & Listening</u> Summarising: Talk about what happens in the beginning, middle and end of the story with a family member.</p>  <table border="1" data-bbox="1789 1082 2145 1238"> <thead> <tr> <th>Beginning</th> <th>Middle</th> <th>End</th> </tr> </thead> <tbody> <tr> <td> </td> <td> </td> <td> </td> </tr> </tbody> </table> <p>Make this table in your book and write or draw what you talked about.</p>	Beginning	Middle	End			
Beginning	Middle	End									

Writing

It's time for you to become a historian and find out how things have changed over time (like in the book 'Window').

Watch this video about how much technology has changed.

<https://www.youtube.com/watch?v=DENG7Q7VRgo>

You are now going to think about and write down some questions about how technology has changed so that that you can ask different people (of different ages) in your family.

Your questions might be something like:

1. How did you contact your friends when you were little?
2. What is something that we have now that you didn't have when you were little?
3. What were phones like when you were little?
4. Did you have a TV when you were little?
5. What was your car like when you were little?

Write your questions down in your book.

Writing

Today you are going to call your grandparents, grandparent figures or someone you know that is older than your parents.

You can also interview someone in your house about how technology has changed.

Use your questions from Tuesday.

Write down their answers in your book

HANDWRITING

Watch the following clip on lowercase letter formation

<https://www.youtube.com/watch?app=desktop&v=DlojiV3ysZA&form=MY01SV&OCID=MY01SV>



Writing

Choose your favourite page in the book 'Window'. Aren't the illustrations clever?



Look at everything in the picture. Think about what is happening in the picture.

Write down a description of what is happening in the picture in your book.

Writing

Rewatch the book 'Window' or read it if you have a copy at home.

You need to find all of the nouns in the story.

Remember- a noun is a 'thing' (book, window, car, person, fence).

Write the nouns down as a list in your book.

e.g. Some of the nouns that I found in the book are:

Fence, car, baby, person, window, street, building, grass, tree and sky.

HANDWRITING

Watch the following clips on lowercase letter formation

<https://www.youtube.com/watch?app=desktop&v=mu17QOtw0m0&form=MY01SV&OCID=MY01SV>



<https://www.youtube.com/watch?app=desktop&v=UOyWQ8x9CEU&form=MY01SV&OCID=MY01SV>

HANDWRITING

Watch the following clip on lowercase letter formation

<https://www.youtube.com/watch?app=desktop&v=u-KIAkZRR0i&form=MY01SV&OCID=MY01SV>



Using your handwriting sheet copy the sentence that contains all the letters of the alphabet using correct letter formation and height.

The quick brown fox jumps over the lazy dog.

Reading

Log on to Reading Eggs and read a book or complete some activities

OR

Get a book from your house and read it to your family

Using your handwriting sheet copy the sentence that contains all the letters of the alphabet using correct letter formation and height.

The five boxing wizards jump quickly.

Reading

Log on to Reading Eggs and read a book or complete some activities


OR

Get a book from your house and read it to your family

HANDWRITING

Watch the following clip on lowercase letter formation

<https://www.youtube.com/watch?app=desktop&v=pZ1V62eGEIw&form=MY01SV&OCID=MY01SV>



Using your handwriting sheet copy the sentence that contains all the letters of the alphabet using correct letter formation and height.

All questions asked by five watched experts amaze the judge.

Reading

Log on to Reading Eggs and read a book or complete some activities

OR

Get a book from your house and read it to your family



Using your handwriting sheet copy the sentence that contains all the letters of the alphabet using correct letter formation and height.

How vexingly quick daft zebras jump.

Reading

Log on to Reading Eggs and read a book or complete some activities

OR

Get a book from your house and read it to your family

Break

Recess


Recess

Recess

Recess

Middle

Mathematics: Number Talk



What two shapes are most alike?
What do you notice about the other shapes?
What are the names of these shapes?

Addition and Subtraction

Fact family houses

Watch the video via the link on complete the activity on seesaw.

<https://www.youtube.com/watch?v=qyq7oQWK1Mg>

Mathematics: Number Talk

Number Talk



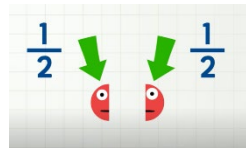
Look at the lego blocks. What do you notice?

Which one doesn't belong?

Fractions

Watch the following clip about fractions

<https://www.youtube.com/watch?app=desktop&v=362JVVvgYPE&form=MY01SV&OCID=MY01SV>



Game

Play the following fractions game.

<https://au.mathgames.com/skill/2.80-identify-fractions-up-to-fourths>

Mathematics: Number Talk

Number Talk

$$48-23 =$$

What efficient strategies could you use to solve this problem?
Think of two ways you could use to solve it and record these.

Fractions

Watch the following clip about fractions. Start watching at 1min 40sec.

<https://www.youtube.com/watch?app=desktop&v=p33BYf1NDAE&form=MY01SV&OCID=MY01SV>

What is a fraction?

Game

Play the following fractions game.

<https://au.mathgames.com/skill/2.81-identify-fractions-of-shapes>

Mathematics: Number Talk

Number Talk



How many wheels are in this picture?
Try not to count each one.
Explain how you got your total.

Fractions

Watch the following clip about fractions

<https://www.youtube.com/watch?app=desktop&v=FSTIQjxznUg&form=MY01SV&OCID=MY01SV>

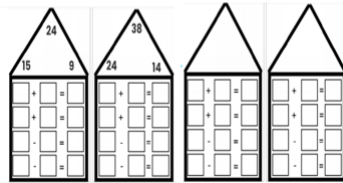
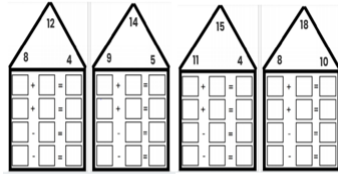


Game

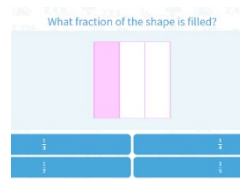
Play the following fractions game.

<https://au.mathgames.com/skill/2.82-identify-fractions-up-to-tenths>

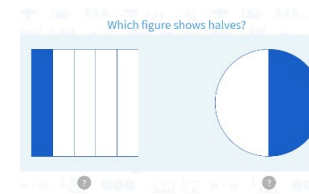
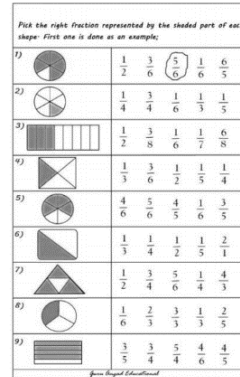
Mathematics
Watch the link <https://www.youtube.com/watch?v=yqz2oQWk1Mg> Complete the maths family fact houses.



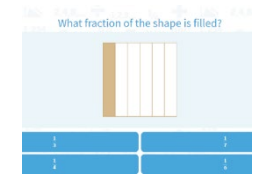
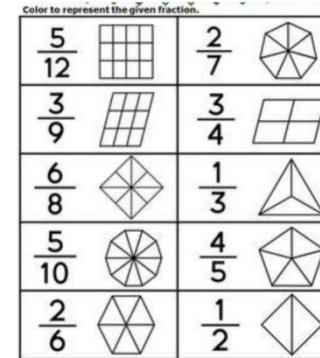
Make your own family fact houses in the last two houses and solve them? How tricky can you make them?




Worksheet
Complete the fractions worksheet on paper or on seesaw.



Worksheet
Complete the fractions worksheet on paper or on seesaw.



Worksheet
Complete the fractions worksheet on paper or on seesaw.



Break
12:00

Water break/fruit

Water break/fruit

Water break/fruit

Water break/fruit

Afternoon
12-1:10pm

PDHPE

Tricky Tuesday

Today we are going to further our skill of kicking a soccer ball.

Search 'How to kick a soccer ball' or use this link to improve your skills.

<https://www.youtube.com/watch?v=ICbt65ZwKjs>

Once you have practiced your kicking, set up targets and see if you can hit them with your kicks!



Playful learning

Create a tower and make it as tall as you can! You may use any materials you like. You might like to make it from blocks, pillows, cups, rocks, cards etc.. Anything that you have around the house. Check with an adult before you make your tower to ensure the materials you choose are suitable. Take a photo and upload it onto seesaw or dojo.

PDHPE

Workout Wednesday

It's a race against the clock!

See if you can complete the following exercise routine in 3 minutes!

15 Star jumps

10 Lunges

10 Squats

5 Push-ups (Use your knees if it's tricky or too hard)

5 Sit ups

Science

SOUND: Make your own instrument.

Find some rice or small pasta that your family don't want to use.

You will also need an empty bottle or container as well.

Fill your container with rice. Make sure you seal the lid tightly.

Use some sticky tape if you have any.

You can decorate the outside of the bottle with anything you have at home: stickers, paint, coloured paper, textas – have fun!



PDHPE

It's Thursday: Time to relax

Click on the link below and follow the yoga poses to complete the Cosmic yoga exercise.

Search 'Minecraft Cosmic Yoga' or use this link.

<https://www.youtube.com/watch?v=02E1468SdHg>



Creative arts

Look out of *your* window. What can you see?

Can you create an artwork like the art of Jeannie Baker in 'Window'?

Can you use things found around your house to create your art? Paper, cardboard, material, bark, leaves, sticks?

If you don't have any materials, could you draw a picture out of your window?

PDHPE

Free Fun Friday

You have the choice on what physical activity you do today! Can you convince your family members to join in? How could you make sure that your family members join in with you?


Some examples include jumping on the trampoline, doing star jumps, riding your bike or even meditating.

PDHPE- Invasion Game

When we play Invasion games, it is all about judging both your own and the other teams' actions in order to win. Today you are going to practice your Soccer penalty shots.

Set up a goal and a goalkeeper (family member) and see if you can score a goal against them. As you are getting ready to kick, see if you can notice the goalkeeper making any movements which might show the direction they're going to dive. Use these hints to help you choose a spot in the goal to aim for. See how many goals you can score!





Once you have made your instrument, click on this link and film yourself shaking along to the beat of the song – we would love to see you making some music, and even showing off your dance moves!

<https://www.youtube.com/watch?v=afQcYH2nw0M>



End of day
1:15pm

Write one thing you learnt today.

Write one thing you're grateful for.

Write one thing you learnt today.

What did you enjoy most from today's learning?



Monday 11th October

Tuesday 12th October

Wednesday 13th October

Thursday 14th October

Friday 15th October

Wellbeing Task	Do some stretches this morning to wake up and be ready for the day!	How are you feeling today?	Ask your parents if you can help them with something today.	Make sure your room is neat and tidy!	What was something that made you happy this week?
<p>Morning</p>	<p>Singing - My Island Home https://youtu.be/8Zh3U-8rX5I (If possible)</p> <p>English <u>Speaking & Listening</u> Predicting: Use the picture below and finish off this sentence. “By looking at this picture I predict”</p>  <p><u>Reading & Viewing</u> Watch the clip of Ms Krisenthal reading 'Remembering Lionsville' by Bronwyn Bancroft. https://www.youtube.com/watch?v=qsJJHjJcDA4</p>	<p>Singing - Roar https://youtu.be/iqIFXcsoQEE (If possible)</p> <p>English <u>Reading & Viewing</u> Watch the clip of Ms Krisenthal reading 'Remembering Lionsville' by Bronwyn Bancroft. https://www.youtube.com/watch?v=qsJJHjJcDA4 <u>Speaking & Listening</u> Visualising: In the story there is an old house in a place called Lionsville. Imagine what this place looks like in your mind and draw a picture of what you see. Tell a family member about your drawing.</p> 	<p>Singing - Happy https://youtu.be/cmCDqX3ngfA (If possible)</p> <p>English <u>Reading & Viewing</u> Watch the clip of Ms Krisenthal reading 'Remembering Lionsville' by Bronwyn Bancroft. https://www.youtube.com/watch?v=qsJJHjJcDA4 <u>Speaking & Listening</u> Questioning: Write down three questions you have about the story. Tell a family member your three questions. Use this phrase</p> <p>“I have a question about.....”</p> <p><u>Writing</u> Re-watch the book “Remembering Lionsville” or read it if you have a copy at home. You need to find some adjectives in the story. Remember- an adjective is a</p>	<p>Singing - The Climb https://youtu.be/PpAEncw-H5Q (If possible)</p> <p>English <u>Reading & Viewing</u> Watch the clip of Ms Krisenthal reading 'Remembering Lionsville' by Bronwyn Bancroft. https://www.youtube.com/watch?v=qsJJHjJcDA4 <u>Speaking & Listening</u> Sumarising: Think about what the important parts of the story are. Write down three main ideas you got from the story. Tell a family member about what you wrote.</p> <p><u>Writing</u> The author used to go to Lionsville on holidays. Have you ever had a holiday? Write down your memory of your holiday. Here's one of mine as an example:</p>	<p>Singing - Hakuna Matata https://youtu.be/mbom691n-14 (If possible)</p> <p>English <u>Reading & Viewing</u> Watch the clip of Ms Krisenthal reading 'Remembering Lionsville' by Bronwyn Bancroft. https://www.youtube.com/watch?v=qsJJHjJcDA4 <u>Speaking & Listening</u> Connecting: Fill in the gaps to the passage below. Write it down in your book and tell a family member what you wrote.</p> <p>When I heard the part about, it reminded me of</p> <p><u>Writing</u> Prepositions task Prepositions tell you where something is in a story. (examples: in, on, in front of, under)</p>

Writing

Remembering Lionsville tells the story of Bronwyn Bancroft's childhood. It is a really interesting story about childhood in the past.

Today we are going to think about questions to ask our family about their childhood. This is how we can learn about history.

Your questions might be something like:

1. Where did you grow up?
2. What games did you play when you were little?
3. Did you go away for holidays when you were little?
4. What did you eat for lunch and dinner?
5. Who did you play with when you were little?

Write these questions down in your book.

Writing


Use your questions from yesterday to find out some historical answers. Call your grandparents or talk to the family in your house and ask them your questions!

Write down the answers to your questions in your book.

HANDWRITING

Watch the following clip on uppercase letter formation

<https://www.youtube.com/watch?app=desktop&v=yCU6EiUWm28&form=MY01SV&OCID=MY01SV>



Using your handwriting sheet copy the alliteration sentence using correct letter formation and height.

Billy built a bonfire to burn the broken toys that Bill had thrown away.

'describing word'. Adjectives describe the noun.

adjective	noun
sweet	cake
green	leaves
funny	teacher
kind	friend

Write the adjectives and their nouns down in your book.

Here's some that I found!

adjective	noun
special	place
secret	place
old	people
old	tin cubby

HANDWRITING

Watch the following clip on uppercase letter formation

<https://www.youtube.com/watch?app=desktop&v=uqBjTzdj4AA&form=MY01SV&OCID=MY01SV>



Every year, my family and I go on holidays to Manning Point. We stay in our camper trailer next to the ocean. At night, I go to sleep and listen to the waves crashing against the shore. Every day we walk to the beach and we build sandcastles, go swimming and walk along the sand. I love my family holidays!

HANDWRITING

Watch the following clip on uppercase letter formation

<https://www.youtube.com/watch?app=desktop&v=Q0fzBK1Q1No&form=MY01SV&OCID=MY01SV>



Using your handwriting sheet copy the alliteration sentence using correct letter formation and height.

The lazy little lizard lounged in the late afternoon sunshine.

Listen to the story 'Remembering Lionsville' again and try to find the prepositions.

Here are some that I have found:

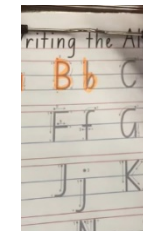
in
around the back
on
away


Write them down in your book.

HANDWRITING

Watch the following clip on uppercase letter formation

<https://www.youtube.com/watch?app=desktop&v=-95Oar7wKko&form=MY01SV&OCID=MY01SV>



<p>HANDWRITING</p> <p>Watch the following clip on uppercase letter formation</p> <p>https://www.youtube.com/watch?app=desktop&v=fK4RKS2vVKg&form=MY01SV&OCID=MY01SV</p>  <p>Using your handwriting sheet copy the alliteration sentence using correct letter formation and height.</p> <p><i>The Ant and the Aardvark are awesome animals</i></p> <p><u>Reading</u> Log on to Reading Eggs and read a book or complete some activities</p> <p>OR</p> <p>Get a book from your house and read it to your family</p>	<p><u>Reading</u> Log on to Reading Eggs and read a book or complete some activities</p> <p>OR</p> <p>Get a book from your house and read it to your family</p>	<p>Using your handwriting sheet copy the alliteration sentence using correct letter formation and height.</p> <p><i>The graceful gazelle grazes on the great green grass.</i></p> <p><u>Reading</u> Log on to Reading Eggs and read a book or complete some activities</p> <p>OR</p> <p>Get a book from your house and read it to your family</p>	<p><u>Reading</u> Log on to Reading Eggs and read a book or complete some activities</p> <p>OR</p> <p>Get a book from your house and read it to your family</p>	<p>Using your handwriting sheet copy the alliteration sentence using correct letter formation and height.</p> <p><i>Chad calls Charlie and Connie comes to visit.</i></p> <p><u>Reading</u> Log on to Reading Eggs and read a book or complete some activities</p> <p>OR</p> <p>Get a book from your house and read it to your family</p>
---	---	---	---	---

Break	Water break/fruit	Water break/fruit	Water break/fruit	Water break/fruit	Water break/fruit
-------	-------------------	-------------------	-------------------	-------------------	-------------------

Middle

Mathematics- Number Talk



How many vegetables can you see? Try not to count each one. Explain how you got your total. Which collection does not belong?

2 Digit Addition

Watch the video via the attached ink and then complete the worksheets or complete the lesson on seesaw.

<https://www.youtube.com/watch?v=xAf-rCJ6VEc>

Mathematics- Number Talk

8	84	829
---	----	-----

What do you know about these three numbers? Write down at least four facts for each number (see resource page for ideas).

2 Digit Subtraction

Watch the video via the attached ink and then complete the worksheets or complete the lesson on seesaw.

<https://www.youtube.com/watch?v=iK1CqC3UQnQ>

Mathematics- Number Talk

Number Talk



What number is the upside down card so that the sum of all the cards is more than 15.

Fractions

Watch the following clip about fractions.

<https://www.youtube.com/watch?app=desktop&v=n0FZhQGkKw&form=MY01SV&OCID=MY01SV>



Mathematics- Number Talk

Number Talk

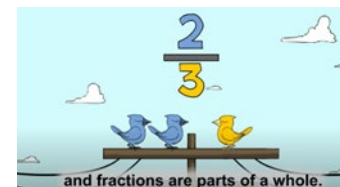
$$77 - 43 =$$

What efficient strategies could you use to solve this problem? Think of two ways you could use to solve it and record these.

Fractions

Watch the following song clip about fractions.

<https://www.youtube.com/watch?app=desktop&v=ITce7f6KGE0&form=MY01SV&OCID=MY01SV>



Game

Play the following fractions games

<https://au.ixl.com/maths/year-2/fractions-of-a-group?form=MY01SV&OCID=MY01SV>

Mathematics- Number Talk

Number Talk

0 100

Where should 10 and 75 be placed on this number line? The number line starts at 0 and ends at 100

Show your working out.

Fractions

Watch the following clip about fractions.

<https://www.youtube.com/watch?app=desktop&v=yT1WuyXTcMo&form=MY01SV&OCID=MY01SV>



Addition part 2 Lesson 128 - Worksheet 1 Two-digit algorithms

1 Fill in the algorithms.

Tens	Ones		Tens	Ones
80	8	+	80	8
+	8		+	8

Tens	Ones		Tens	Ones
80	8	+	80	8
+	8		+	8

2 Find the answers.

46	81	60	73
+ 32	+ 18	+ 27	+ 20
_____	_____	_____	_____

53	45	33	25
+ 26	+ 14	+ 22	+ 23
_____	_____	_____	_____

Solve the following problem:

Sam has thirty-three cars in his toy box. His grandma gives him fourteen more. How many toy cars does he have now?

Write and solve your own word problem for: 36 + 23



Subtraction part 4 Lesson 134 - Worksheet 1 Two-digit subtraction

1 Subtract ones, then tens.

Tens	Ones		Tens	Ones
60	8	-	70	5
-	35		-	24

Tens	Ones		Tens	Ones
80	7	-	50	9
-	40		-	19

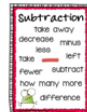
2 Complete the algorithms.

97	48	82	53	79
- 72	- 26	- 30	- 12	- 63
_____	_____	_____	_____	_____

Solve the following problem:

Hunter made twenty-five cupcakes. He sold twelve of them in one hour. How many does he have left?

Write and solve your own word problem for: 58-23



Activities

Maths seeds Lesson 138

https://sso.readingeggs.com/login?client_id=1cf8d16104c05e51f9da0bd8b3fcf3e589ffe9c6&idp=d0797975a160ecec142b30cd3705fe6ee3eafec9&redirect_uri=https%3A%2F%2Fstudent.mathseeds.com%2Foauth%2Flogin%3Fidp%3Dd0797975a160ecec142b30cd3705fe6ee3eafec9%26scope%3Dblake&response_type=code&scope=blake&state=ec81a5472f5966583a6abf92fd39790b1af4048bc1fea93b



What fraction of the shapes are squares?

$\frac{1}{8}$
 $\frac{1}{2}$
 $\frac{3}{4}$
 $\frac{3}{8}$

Submit

Activities

Maths seeds Lesson 175



https://sso.readingeggs.com/login?client_id=1cf8d16104c05e51f9da0bd8b3fcf3e589ffe9c6&idp=d0797975a160ecec142b30cd3705fe6ee3eafec9&redirect_uri=https%3A%2F%2Fstudent.mathseeds.com%2Foauth%2Flogin%3Fidp%3Dd0797975a160ecec142b30cd3705fe6ee3eafec9%26scope%3Dblake&response_type=code&scope=blake&state=d3794dd57f9ada108be14f4b58e6b73171848f6ee9e5fbd8





Worksheet
Complete the fractions worksheet on paper or on seesaw.



7/5 **Replay** Name _____ 2



Naming Fractions of Collections
A fraction can name parts of a set or a collection.

 $\frac{1}{2}$ shaded balls $\frac{1}{2}$ of the balls are shaded.
 balls altogether $\frac{1}{2}$ balls altogether

Colour the parts.
Write the fraction for the part you colour.

1 Colour 2 parts blue.
 $\frac{2}{5}$ blue stars $\frac{2}{5}$ of the stars are blue.
 stars altogether $\frac{2}{5}$ stars altogether



2 Colour 3 parts green.
 green balloons $\frac{1}{3}$ of the balloons are green.
 balloons altogether $\frac{1}{3}$ balloons altogether



3 Colour 1 part red.
 red apple $\frac{1}{4}$ of the apples are red.
 apples altogether $\frac{1}{4}$ apples altogether



Worksheet
Complete the fractions worksheet on paper or on seesaw.



7/5 **Practice** Name _____ 2


Naming Fractions of Collections
Colour to show the fraction.


1  $\frac{2}{5}$ of the apples are red.
 $\frac{2}{5}$ of the apples are red.

2  $\frac{2}{5}$ of the apples are red.
 $\frac{2}{5}$ of the apples are red.

3  $\frac{2}{5}$ of the apples are red.
 $\frac{2}{5}$ of the apples are red.

4  $\frac{2}{5}$ of the apples are red.
 $\frac{2}{5}$ of the apples are red.


5 Which fraction of the bananas are shaded?
 A $\frac{2}{5}$ B $\frac{3}{5}$ C $\frac{1}{5}$ D $\frac{4}{5}$

6 Which fraction of the cherries are shaded?
 A $\frac{2}{5}$ B $\frac{3}{5}$ C $\frac{1}{5}$ D $\frac{4}{5}$

7 Draw a picture to solve.
Sue has 9 football cards.
She gives 4 cards to Kris.
How many cards does Sue have left? ____
What fraction of the 9 cards does Sue have? ____




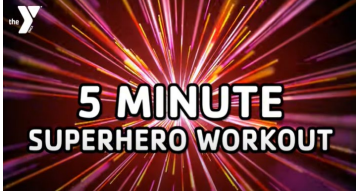




Worksheet
Complete the fractions worksheet on paper or on seesaw.

Halves and Quarters Fractions
Find the fractions of these numbers. Draw pictures to show your thinking.
Here is an example:

$\frac{1}{2}$ of 12 = 6 

Now it's your turn!

$\frac{1}{2}$ of 8 =	$\frac{1}{2}$ of 14 =
$\frac{1}{2}$ of 12 =	$\frac{1}{2}$ of 18 =
$\frac{1}{2}$ of 24 =	$\frac{1}{2}$ of 32 =
$\frac{1}{2}$ of 20 =	$\frac{1}{2}$ of 26 =

Break	Lunch	Lunch	Lunch	Lunch	Lunch
Afternoon	<p>PDHPE Monday Mindfulness Let's start the week off being nice and relaxed. Click on the link and follow along with the voice over for the 'Leaves on a stream' activity. https://www.peacefulkids.com.au/meditations1.html</p>  <p>Leaves on a Stream</p> <p>Creative arts Bronwyn Bancroft art – either colour, paint, or cut and paste coloured paper onto the outline of the Bronwyn Bancroft artwork. Create your own artwork!</p> 	<p>PDHPE Tricky Tuesday Time to put our skills to the test. Use your underarm throw skill, to throw a ball against a brick, cement, or outdoor wall. See if you can predict where the ball will bounce back to, and attempt to catch it. See if you can catch it and then record how many you can get in 5 minutes.</p>  <p>Playful learning Spring is in the air, the sun is shining and it's important to play outside in the fresh air. Go into the garden or on a walk and collect objects such as, leaves, flowers, grass, sticks, twigs, feathers, small pebbles or rocks, shells etc. Create a mandala or picture with everything you've collected. Take a photo and upload it onto seesaw or dojo.</p>	<p>PDHPE Workout Wednesday Today we are going to join in on a quick 5minute Superhero workout! Pretend to be your favourite superhero and join in! Search '5 minute superhero kids' workout' or use this link. https://www.youtube.com/watch?v=cvMbkw2572k</p>  <p>Science SOUND: Create your own telephone</p> 	<p>PDHPE Turn it up Thursday Time to get our groove on and get dancing! Search 'Just dance – dance monkey' or use this link to complete the dance. https://www.youtube.com/watch?v=bl7QZHzva-E</p>  <p>History Past and Present</p>  <p>People used to send letters and postcards through the mail and it could take weeks for someone to get their messages!</p>	<p>PDHPE Free Fun Friday You have the choice on what physical activity you do today! Can you convince your family members to join in? How could you make sure that your family members join in with you? Some examples include jumping on the trampoline, doing star jumps, riding your bike or even meditating.</p> <p>PDHPE- Invasion Game An important skill in most Invasion games is Dodging! Today you are going to build up your dodging skills. Search 'Kiddo – learn how to dodge' or use this link below. https://www.youtube.com/watch?v=8d-3pTZrmSw&t=87s</p> 



Using the 2 cups you have been given in your work pack, carefully poke a hole through the bottom of each cup. Thread the string through from the bottom to inside the cup. You will need to tie a knot in the string, so it doesn't fall out of the hole.

Once you have done this on both cups, give one cup to a family member and ask them to put it up to their ear. You use the other cup and talk into it like a telephone. Can your family member hear you? Swap over. Can you hear them?

If we didn't have the internet today, how could we still communicate?

List your ideas or design a machine that could deliver messages to your friends and family.



Start practicing on your own but once confident, see if you can get a family member to try and tag you as you dodge them! **Remember: This is a new skill we are practicing, so don't panic if you get tagged a couple of times.**

End of day

What did you enjoy most from today's learning?

Write one thing you learnt today.

Write one thing you're grateful for.

Write one thing you learnt today.

What did you enjoy most from today's learning?